

# 2023 Annual Agency Profile - South Jersey Transportation Authority (NTD ID 20200)

**Mailing Address:** 512 Lakeland Rd  
Blackwood, NJ

**Website:** <http://www.sjta.com/>

## Geographic Coverage

**Primary Urbanized/Rural Area** Philadelphia, PA--NJ--DE--MD  
**Service Area Population** 508,932  
**Service Area Sq. Miles** 222

### Other Areas Served:

Vineland, NJ, New Jersey Non-UZA, Atlantic City--Ocean City--Villas, NJ

## Assets

**Revenue Vehicles** 23  
**Service Vehicles** 2  
**Facilities**

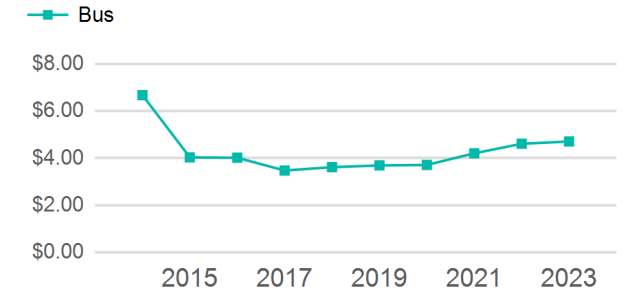
## Service Consumed

**Annual Unlinked Trips (UPT)** 126,593

## Service Supplied

**Annual Vehicle Revenue Miles (VRM)** 605,504  
**Annual Vehicle Revenue Hours (VRH)** 38,893  
**Vehicles Operated in Maximum Service (VOMS)** 28

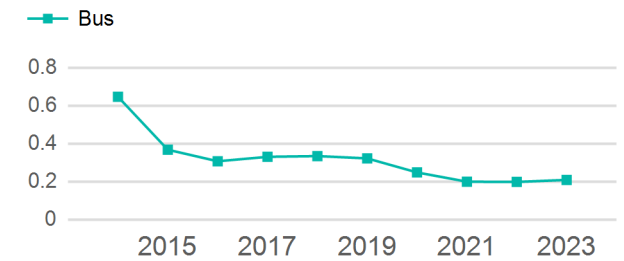
## Operating Expenses per Vehicle Revenue Mile



## Modal Characteristics

Mode	Annual Unlinked Passenger Trips	Directly Operated VOMS	Purchased Transportation VOMS	Annual Vehicle Revenue Miles	Annual Vehicle Revenue Hours
Bus	126,593	28	0	605,504	38,893
<b>Total</b>	<b>126,593</b>	<b>28</b>	<b>0</b>	<b>605,504</b>	<b>38,893</b>

## Unlinked Passenger Trip per Vehicle Revenue Mile



Mode	Service Efficiency		Service Effectiveness		
	OE per VRM	OE per VRH	UPT per VRM	UPT per VRH	OE per UPT
Bus	\$4.71	\$73.30	0.2	3.3	\$22.52
<b>Total</b>	<b>\$4.71</b>	<b>\$73.30</b>	<b>0.2</b>	<b>3.3</b>	<b>\$22.52</b>

# 2023 Annual Agency Profile - South Jersey Transportation Authority (NTD ID 20200)

## 2023 Funding Breakdown

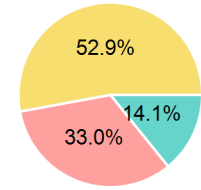
### Summary of Operating Expenses (OE)

Mode	Operating Expenses	Fare Revenues
Bus	\$2,850,731	\$0
<b>Total</b>	<b>\$2,850,731</b>	<b>\$0</b>

### Sources of Operating Funds Expended

Directly Generated	\$402,968
Federal Government	\$0
Local Government	\$940,324
State Government	\$1,507,439
<b>Total Operating Funds Expended</b>	<b>\$2,850,731</b>

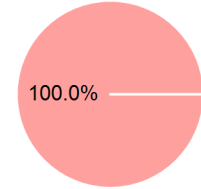
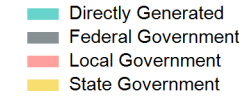
### Operating Funding Sources



### Sources of Capital Funds Expended

Directly Generated	\$0
Federal Government	\$0
Local Government	\$130,600
State Government	\$0
<b>Total Capital Funds Expended</b>	<b>\$130,600</b>

### Capital Funding Sources



## 2023 Asset Management

<b>Transit Asset Management (TAM) Tier</b>	Tier II	<b>TAM Sponsor NTD ID</b>	2R01
--	---------	---------------------------	------

### Metrics

Mode	Average Fleet Age in Years
Bus	4.5