

# 2023 Annual Agency Profile - County of Cumberland (NTD ID 20201)

**Mailing Address:** 164 WEST BROAD ST  
Bridgeton, NJ

**Website:** <https://www.cumberlandcountynj.gov/transit>

## Geographic Coverage

**Primary Urbanized/Rural Area** Vineland, NJ  
**Service Area Population** 154,152  
**Service Area Sq. Miles** 678  
**Other Areas Served:**  
 New Jersey Non-UZA

## Assets

**Revenue Vehicles** 7  
**Service Vehicles**  
**Facilities**

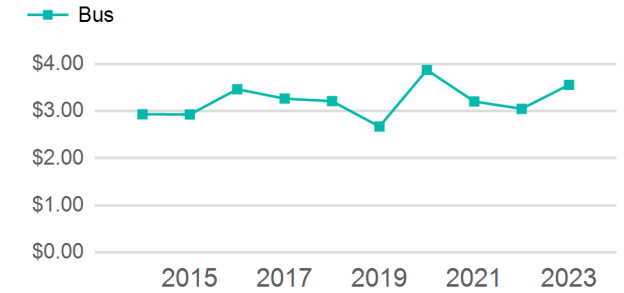
## Service Consumed

**Annual Unlinked Trips (UPT)** 22,754

## Service Supplied

**Annual Vehicle Revenue Miles (VRM)** 127,274  
**Annual Vehicle Revenue Hours (VRH)** 8,177  
**Vehicles Operated in Maximum Service (VOMS)** 4

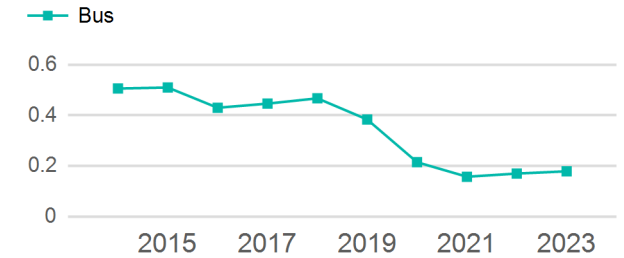
## Operating Expenses per Vehicle Revenue Mile



## Modal Characteristics

Mode	Annual Unlinked Passenger Trips	Directly Operated VOMS	Purchased Transportation VOMS	Annual Vehicle Revenue Miles	Annual Vehicle Revenue Hours
Bus	22,755	4	0	127,274	8,177
<b>Total</b>	<b>22,755</b>	<b>4</b>	<b>0</b>	<b>127,274</b>	<b>8,177</b>

## Unlinked Passenger Trip per Vehicle Revenue Mile



Mode	Service Efficiency		Service Effectiveness		
	OE per VRM	OE per VRH	UPT per VRM	UPT per VRH	OE per UPT
Bus	\$3.56	\$55.33	0.2	2.8	\$19.88
<b>Total</b>	<b>\$3.56</b>	<b>\$55.33</b>	<b>0.2</b>	<b>2.8</b>	<b>\$19.88</b>

# 2023 Annual Agency Profile - County of Cumberland (NTD ID 20201)

## 2023 Funding Breakdown

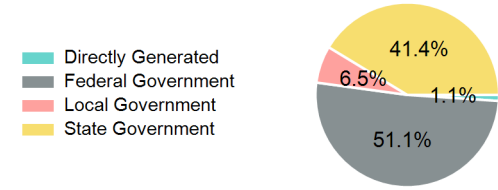
### Summary of Operating Expenses (OE)

Mode	Operating Expenses	Fare Revenues
Bus	\$452,470	\$0
<b>Total</b>	<b>\$452,470</b>	<b>\$0</b>

### Sources of Operating Funds Expended

Directly Generated	\$4,783
Federal Government	\$231,114
Local Government	\$29,423
State Government	\$187,150
<b>Total Operating Funds Expended</b>	<b>\$452,470</b>

### Operating Funding Sources



### Capital Funding Sources

### Sources of Capital Funds Expended

Directly Generated	\$0
Federal Government	\$0
Local Government	\$0
State Government	\$0
<b>Total Capital Funds Expended</b>	<b>\$0</b>



## 2023 Asset Management

<b>Transit Asset Management (TAM) Tier</b>	Tier II	<b>TAM Sponsor NTD ID</b>	2R01
--	---------	---------------------------	------

### Metrics

Mode	Average Fleet Age in Years
Bus	8.3