

2023 Annual Agency Profile - Town of Walkill (NTD ID 20227)

Mailing Address: 99 Tower Dr Bldg A
MIDDLETOWN, NY

Website: <https://www.townofwalkill.com/community/transportation>

Geographic Coverage

Primary Urbanized/Rural Area Middletown, NY
Service Area Population 30,743
Service Area Sq. Miles 62
Other Areas Served:
 New York Non-UZA

Assets

Revenue Vehicles 7
Service Vehicles
Facilities

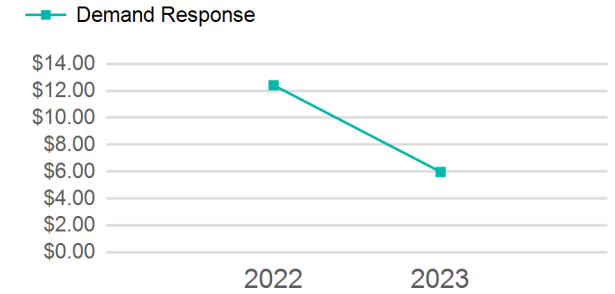
Service Consumed

Annual Unlinked Trips (UPT) 23,301

Service Supplied

Annual Vehicle Revenue Miles (VRM) 101,796
Annual Vehicle Revenue Hours (VRH) 10,300
Vehicles Operated in Maximum Service (VOMS) 6

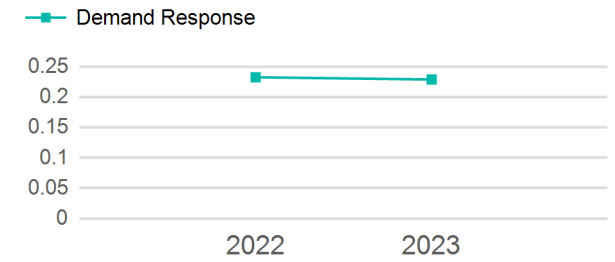
Operating Expenses per Vehicle Revenue Mile



Modal Characteristics

Mode	Annual Unlinked Passenger Trips	Directly Operated VOMS	Purchased Transportation VOMS	Annual Vehicle Revenue Miles	Annual Vehicle Revenue Hours
Demand Response	23,301	6	0	101,796	10,300
Total	23,301	6	0	101,796	10,300

Unlinked Passenger Trip per Vehicle Revenue Mile



Metrics

Mode	Service Efficiency		Service Effectiveness		
	OE per VRM	OE per VRH	UPT per VRM	UPT per VRH	OE per UPT
Demand Response	\$5.98	\$59.09	0.2	2.3	\$26.12
Total	\$5.98	\$59.09	0.2	2.3	\$26.12

2023 Annual Agency Profile - Town of Wallkill (NTD ID 20227)

2023 Funding Breakdown

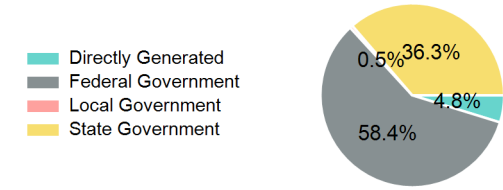
Summary of Operating Expenses (OE)

Mode	Operating Expenses	Fare Revenues
Demand Response	\$608,616	\$0
Total	\$608,616	\$0

Sources of Operating Funds Expended

Directly Generated	\$28,989
Federal Government	\$355,407
Local Government	\$3,118
State Government	\$221,102
Total Operating Funds Expended	\$608,616

Operating Funding Sources



Capital Funding Sources

Sources of Capital Funds Expended

Directly Generated	\$0
Federal Government	\$0
Local Government	\$0
State Government	\$0
Total Capital Funds Expended	\$0



2023 Asset Management

Transit Asset Management (TAM) Tier	Tier II	TAM Sponsor NTD ID	A0023
--	---------	---------------------------	-------

Metrics

Mode	Average Fleet Age in Years
Demand Response	4.0