

2023 Annual Agency Profile - Lewis County (NTD ID 20925)

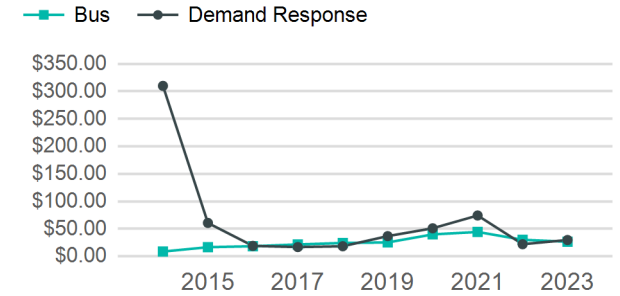
Mailing Address: 7660 N STATE ST
LOWVILLE, NY

Website: <https://lewiscountyny.gov/departments/public-transportation/>

Service Consumed

Annual Unlinked Trips (UPT) 43,176

Operating Expenses per Vehicle Revenue Mile



Assets

Revenue Vehicles 13
Service Vehicles 1
Facilities

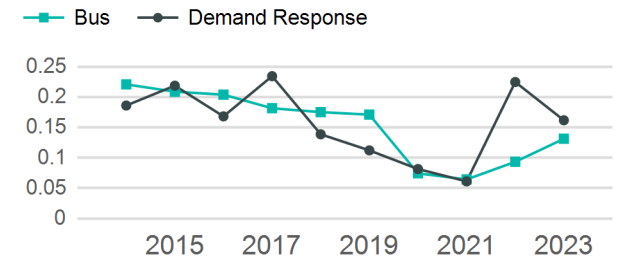
Service Supplied

Annual Vehicle Revenue Miles (VRM) 323,894
Annual Vehicle Revenue Hours (VRH) 13,847
Vehicles Operated in Maximum Service (VOMS) 11

Modal Characteristics

Mode	Annual Unlinked Passenger Trips	Directly Operated VOMS	Purchased Transportation VOMS	Annual Vehicle Revenue Miles	Annual Vehicle Revenue Hours
Bus	39,758	0	9	302,773	11,919
Demand Response	3,418	0	2	21,121	1,928
Total	43,176	0	11	323,894	13,847

Unlinked Passenger Trip per Vehicle Revenue Mile



Metrics

Service Efficiency

Service Effectiveness

Mode	OE per VRM	OE per VRH	UPT per VRM	UPT per VRH	OE per UPT
Bus	\$3.50	\$88.93	0.1	3.3	\$26.66
Demand Response	\$4.83	\$52.87	0.2	1.8	\$29.82
Total	\$3.59	\$83.91	0.1	3.1	\$26.91

2023 Annual Agency Profile - Lewis County (NTD ID 20925)

2023 Funding Breakdown

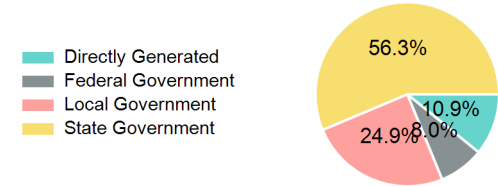
Summary of Operating Expenses (OE)

Mode	Operating Expenses	Fare Revenues
Bus	\$1,059,922	\$0
Demand Response	\$101,936	\$0
Total	\$1,161,858	\$0

Sources of Operating Funds Expended

Directly Generated	\$126,117
Federal Government	\$92,381
Local Government	\$289,012
State Government	\$654,348
Total Operating Funds Expended	\$1,161,858

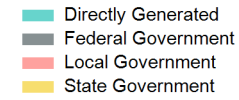
Operating Funding Sources



Capital Funding Sources

Sources of Capital Funds Expended

Directly Generated	\$0
Federal Government	\$0
Local Government	\$0
State Government	\$0
Total Capital Funds Expended	\$0



2023 Asset Management

Transit Asset Management (TAM) Tier	Tier II	TAM Sponsor NTD ID	2R02
--	---------	---------------------------	------

Metrics

Mode	Average Fleet Age in Years
Bus	0.9
Demand Response	0.0