

# 2023 Annual Agency Profile - Schoharie County (NTD ID 20926)

Mailing Address: 284 MAIN ST  
SCHOHARIE, NY

Website: ridescpt.com

## Service Consumed

Annual Unlinked Trips (UPT) 42,604

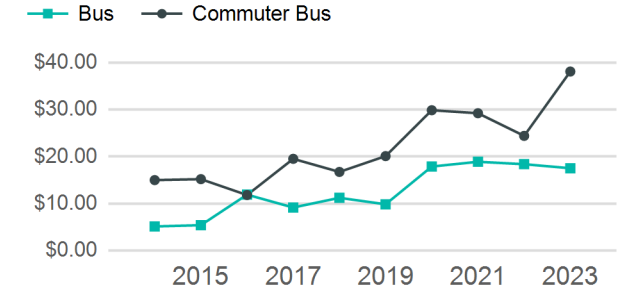
## Assets

Revenue Vehicles 12  
Service Vehicles  
Facilities 1

## Service Supplied

Annual Vehicle Revenue Miles (VRM) 214,510  
Annual Vehicle Revenue Hours (VRH) 9,332  
Vehicles Operated in Maximum Service (VOMS) 7

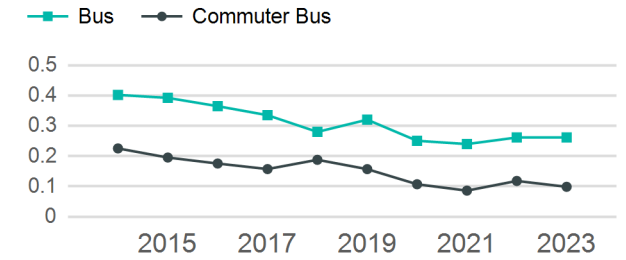
## Operating Expenses per Vehicle Revenue Mile



## Modal Characteristics

Mode	Annual Unlinked Passenger Trips	Directly Operated VOMS	Purchased Transportation VOMS	Annual Vehicle Revenue Miles	Annual Vehicle Revenue Hours
Bus	34,219	0	4	130,717	6,664
Commuter Bus	5,698	0	1	57,620	1,457
Demand Response	2,687	0	2	26,173	1,211
<b>Total</b>	<b>42,604</b>	<b>0</b>	<b>7</b>	<b>214,510</b>	<b>9,332</b>

## Unlinked Passenger Trip per Vehicle Revenue Mile



## Metrics

### Service Efficiency

### Service Effectiveness

Mode	OE per VRM	OE per VRH	UPT per VRM	UPT per VRH	OE per UPT
Bus	\$4.59	\$89.97	0.3	5.1	\$17.52
Commuter Bus	\$3.77	\$148.98	0.1	3.9	\$38.10
Demand Response	\$4.21	\$90.98	0.1	2.2	\$41.00
<b>Total</b>	<b>\$4.32</b>	<b>\$99.32</b>	<b>0.2</b>	<b>4.6</b>	<b>\$21.75</b>

# 2023 Annual Agency Profile - Schoharie County (NTD ID 20926)

## 2023 Funding Breakdown

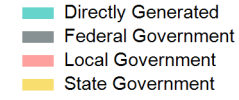
### Summary of Operating Expenses (OE)

Mode	Operating Expenses	Fare Revenues
Bus	\$599,581	\$0
Commuter Bus	\$217,071	\$0
Demand Response	\$110,178	\$0
<b>Total</b>	<b>\$926,830</b>	<b>\$0</b>

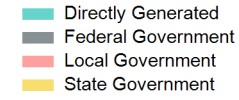
### Sources of Operating Funds Expended

Directly Generated	\$127,673
Federal Government	\$138,468
Local Government	\$52,977
State Government	\$607,712
<b>Total Operating Funds Expended</b>	<b>\$926,830</b>

### Operating Funding Sources



### Capital Funding Sources



### Sources of Capital Funds Expended

Directly Generated	\$0
Federal Government	\$0
Local Government	\$0
State Government	\$0
<b>Total Capital Funds Expended</b>	<b>\$0</b>

## 2023 Asset Management

Transit Asset Management (TAM) Tier: Tier II      TAM Sponsor NTD ID: 2R02

### Metrics

Mode	Average Fleet Age in Years
Bus	1.5
Commuter Bus	3.5
Demand Response	0.8