

# 2023 Annual Agency Profile - Greene County (NTD ID 20931)

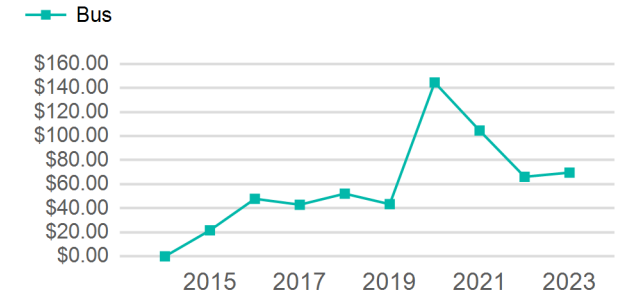
Mailing Address: 411 MAIN ST  
CATSKILL, NY

Website: <http://www.greenegovernment.com/>

## Service Consumed

Annual Unlinked Trips (UPT) 15,989

## Operating Expenses per Vehicle Revenue Mile



## Assets

Revenue Vehicles 10  
Service Vehicles  
Facilities

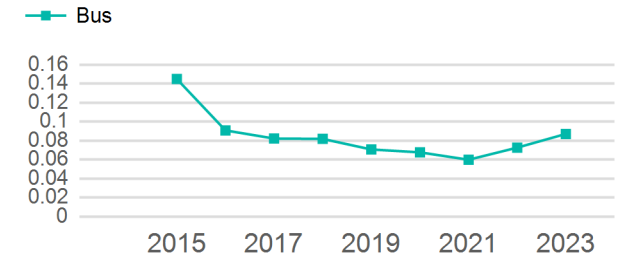
## Service Supplied

Annual Vehicle Revenue Miles (VRM) 183,629  
Annual Vehicle Revenue Hours (VRH) 8,802  
Vehicles Operated in Maximum Service (VOMS) 9

## Modal Characteristics

Mode	Annual Unlinked Passenger Trips	Directly Operated VOMS	Purchased Transportation VOMS	Annual Vehicle Revenue Miles	Annual Vehicle Revenue Hours
Bus	15,989	0	9	183,629	8,802
<b>Total</b>	<b>15,989</b>	<b>0</b>	<b>9</b>	<b>183,629</b>	<b>8,802</b>

## Unlinked Passenger Trip per Vehicle Revenue Mile



Mode	Service Efficiency		Service Effectiveness		
	OE per VRM	OE per VRH	UPT per VRM	UPT per VRH	OE per UPT
Bus	\$6.07	\$126.53	0.1	1.8	\$69.66
<b>Total</b>	<b>\$6.07</b>	<b>\$126.53</b>	<b>0.1</b>	<b>1.8</b>	<b>\$69.66</b>

# 2023 Annual Agency Profile - Greene County (NTD ID 20931)

## 2023 Funding Breakdown

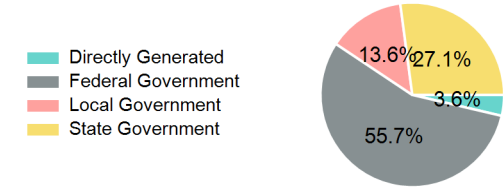
### Summary of Operating Expenses (OE)

Mode	Operating Expenses	Fare Revenues
Bus	\$1,113,740	\$0
<b>Total</b>	<b>\$1,113,740</b>	<b>\$0</b>

### Sources of Operating Funds Expended

Directly Generated	\$40,619
Federal Government	\$620,069
Local Government	\$151,188
State Government	\$301,864
<b>Total Operating Funds Expended</b>	<b>\$1,113,740</b>

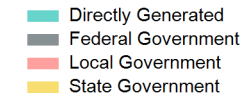
### Operating Funding Sources



### Capital Funding Sources

### Sources of Capital Funds Expended

Directly Generated	\$0
Federal Government	\$0
Local Government	\$0
State Government	\$0
<b>Total Capital Funds Expended</b>	<b>\$0</b>



## 2023 Asset Management

<b>Transit Asset Management (TAM) Tier</b>	Tier II	<b>TAM Sponsor NTD ID</b>	2R02
--	---------	---------------------------	------

### Metrics

Mode	Average Fleet Age in Years
Bus	1.0