

# 2023 Annual Agency Profile - Monmouth County (NTD ID 20933)

**Mailing Address:** 1 E MAIN ST # 2ND  
FREEHOLD, NJ

**Website:** <https://www.co.monmouth.nj.us/page.aspx?ID=2900>

## Geographic Coverage

**Primary Urbanized/Rural Area** New York--Jersey City--Newark, NY--NJ  
**Service Area Population** 508,932  
**Service Area Sq. Miles** 222  
**Other Areas Served:** New Jersey Non-UZA

## Assets

**Revenue Vehicles** 26  
**Service Vehicles**  
**Facilities** 2

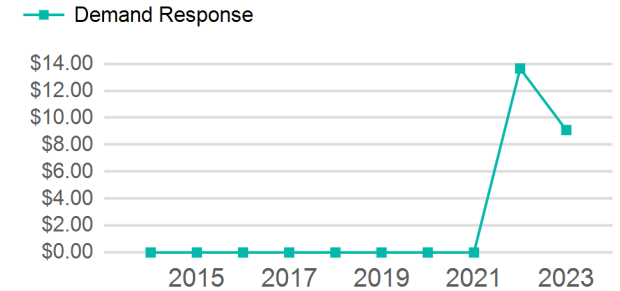
## Service Consumed

**Annual Unlinked Trips (UPT)** 14,065

## Service Supplied

**Annual Vehicle Revenue Miles (VRM)** 154,124  
**Annual Vehicle Revenue Hours (VRH)** 6,471  
**Vehicles Operated in Maximum Service (VOMS)** 10

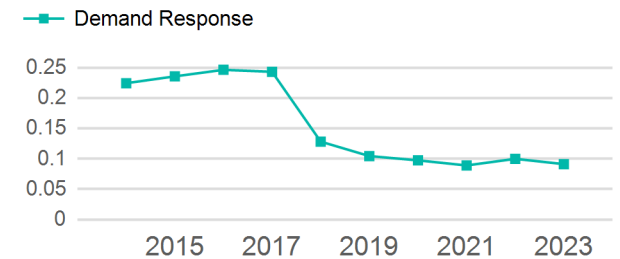
## Operating Expenses per Vehicle Revenue Mile



## Modal Characteristics

Mode	Annual Unlinked Passenger Trips	Directly Operated VOMS	Purchased Transportation VOMS	Annual Vehicle Revenue Miles	Annual Vehicle Revenue Hours
Demand Response	14,065	10	0	154,124	6,471
<b>Total</b>	<b>14,065</b>	<b>10</b>	<b>0</b>	<b>154,124</b>	<b>6,471</b>

## Unlinked Passenger Trip per Vehicle Revenue Mile



Mode	Service Efficiency		Service Effectiveness		
	OE per VRM	OE per VRH	UPT per VRM	UPT per VRH	OE per UPT
Demand Response	\$9.08	\$216.30	0.1	2.2	\$99.51
<b>Total</b>	<b>\$9.08</b>	<b>\$216.30</b>	<b>0.1</b>	<b>2.2</b>	<b>\$99.51</b>

# 2023 Annual Agency Profile - Monmouth County (NTD ID 20933)

## 2023 Funding Breakdown

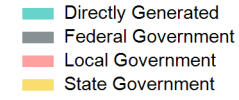
### Summary of Operating Expenses (OE)

Mode	Operating Expenses	Fare Revenues
Demand Response	\$1,399,650	\$0
<b>Total</b>	<b>\$1,399,650</b>	<b>\$0</b>

### Sources of Operating Funds Expended

Directly Generated	\$272,113
Federal Government	\$134,105
Local Government	\$14,990
State Government	\$978,442
<b>Total Operating Funds Expended</b>	<b>\$1,399,650</b>

### Operating Funding Sources



### Capital Funding Sources

### Sources of Capital Funds Expended

Directly Generated	\$0
Federal Government	\$0
Local Government	\$0
State Government	\$0
<b>Total Capital Funds Expended</b>	<b>\$0</b>



## 2023 Asset Management

<b>Transit Asset Management (TAM) Tier</b>	Tier II	<b>TAM Sponsor NTD ID</b>	2R01
--	---------	---------------------------	------

### Metrics

Mode	Average Fleet Age in Years
Demand Response	6.3