

2023 Annual Agency Profile - Chenango County (NTD ID 20935)

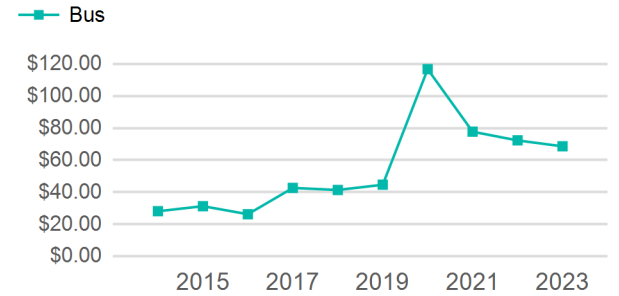
Mailing Address: 5 COURT ST
NORWICH, NY

Website: <https://www.chenangocountyny.gov/424/Chenango-County-Transit-System>

Service Consumed

Annual Unlinked Trips (UPT) 33,965

Operating Expenses per Vehicle Revenue Mile



Assets

Revenue Vehicles 18
Service Vehicles
Facilities

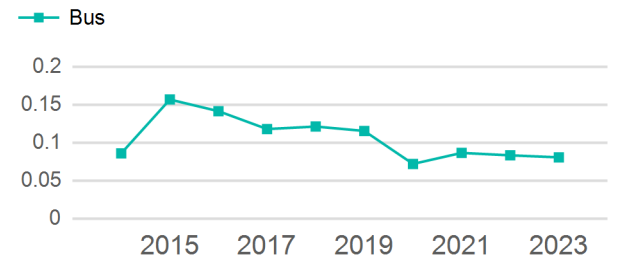
Service Supplied

Annual Vehicle Revenue Miles (VRM) 421,123
Annual Vehicle Revenue Hours (VRH) 21,203
Vehicles Operated in Maximum Service (VOMS) 14

Modal Characteristics

| Mode | Annual Unlinked Passenger Trips | Directly Operated VOMS | Purchased Transportation VOMS | Annual Vehicle Revenue Miles | Annual Vehicle Revenue Hours |
|--------------|---------------------------------|------------------------|-------------------------------|------------------------------|------------------------------|
| Bus | 33,965 | 14 | 0 | 421,123 | 21,203 |
| Total | 33,965 | 14 | 0 | 421,123 | 21,203 |

Unlinked Passenger Trip per Vehicle Revenue Mile



Metrics

Service Efficiency

Service Effectiveness

| Mode | OE per VRM | OE per VRH | UPT per VRM | UPT per VRH | OE per UPT |
|--------------|---------------|-----------------|-------------|-------------|----------------|
| Bus | \$5.53 | \$109.91 | 0.1 | 1.6 | \$68.61 |
| Total | \$5.53 | \$109.91 | 0.1 | 1.6 | \$68.61 |

2023 Annual Agency Profile - Chenango County (NTD ID 20935)

2023 Funding Breakdown

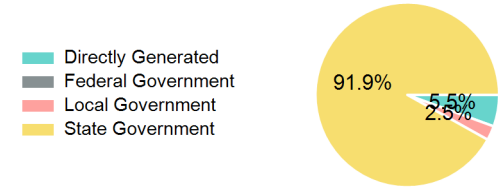
Summary of Operating Expenses (OE)

| Mode | Operating Expenses | Fare Revenues |
|--------------|--------------------|---------------|
| Bus | \$2,330,348 | \$0 |
| Total | \$2,330,348 | \$0 |

Sources of Operating Funds Expended

| | |
|---------------------------------------|--------------------|
| Directly Generated | \$128,842 |
| Federal Government | \$0 |
| Local Government | \$59,054 |
| State Government | \$2,142,452 |
| Total Operating Funds Expended | \$2,330,348 |

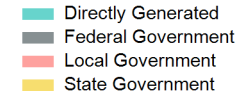
Operating Funding Sources



Capital Funding Sources

Sources of Capital Funds Expended

| | |
|-------------------------------------|------------|
| Directly Generated | \$0 |
| Federal Government | \$0 |
| Local Government | \$0 |
| State Government | \$0 |
| Total Capital Funds Expended | \$0 |



2023 Asset Management

| | | | |
|-------------------------------------|---------|--------------------|------|
| Transit Asset Management (TAM) Tier | Tier II | TAM Sponsor NTD ID | 2R02 |
|-------------------------------------|---------|--------------------|------|

Metrics

| Mode | Average Fleet Age in Years |
|------|----------------------------|
| Bus | 3.2 |