

2023 Annual Agency Profile - RTS Seneca (NTD ID 20938)

Mailing Address: 1372 E MAIN ST
ROCHESTER, NY

Website: www.myrts.com

Service Consumed

Annual Unlinked Trips (UPT) 38,797

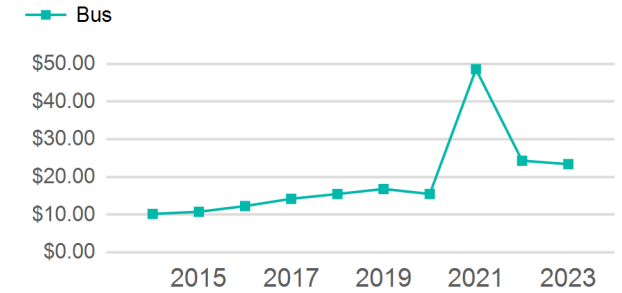
Assets

Revenue Vehicles 8
Service Vehicles
Facilities

Service Supplied

Annual Vehicle Revenue Miles (VRM) 186,965
Annual Vehicle Revenue Hours (VRH) 10,266
Vehicles Operated in Maximum Service (VOMS) 5

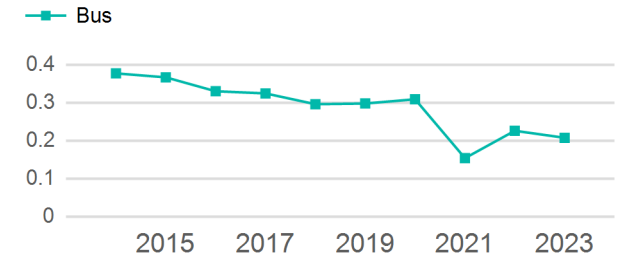
Operating Expenses per Vehicle Revenue Mile



Modal Characteristics

Mode	Annual Unlinked Passenger Trips	Directly Operated VOMS	Purchased Transportation VOMS	Annual Vehicle Revenue Miles	Annual Vehicle Revenue Hours
Bus	38,797	5	0	186,965	10,266
Total	38,797	5	0	186,965	10,266

Unlinked Passenger Trip per Vehicle Revenue Mile



Mode	Service Efficiency		Service Effectiveness		
	OE per VRM	OE per VRH	UPT per VRM	UPT per VRH	OE per UPT
Bus	\$4.86	\$88.47	0.2	3.8	\$23.41
Total	\$4.86	\$88.47	0.2	3.8	\$23.41

2023 Annual Agency Profile - RTS Seneca (NTD ID 20938)

2023 Funding Breakdown

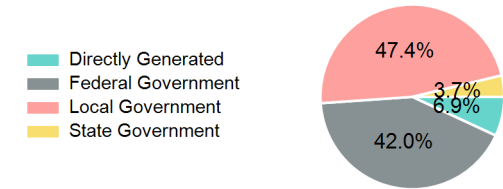
Summary of Operating Expenses (OE)

Mode	Operating Expenses	Fare Revenues
Bus	\$908,264	\$0
Total	\$908,264	\$0

Sources of Operating Funds Expended

Directly Generated	\$62,494
Federal Government	\$381,735
Local Government	\$430,242
State Government	\$33,793
Total Operating Funds Expended	\$908,264

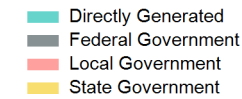
Operating Funding Sources



Capital Funding Sources

Sources of Capital Funds Expended

Directly Generated	\$0
Federal Government	\$0
Local Government	\$0
State Government	\$0
Total Capital Funds Expended	\$0



2023 Asset Management

Transit Asset Management (TAM) Tier: Tier II TAM Sponsor NTD ID: 2R02

Metrics

Mode	Average Fleet Age in Years
Bus	3.3