

2023 Annual Agency Profile - Madison County (NTD ID 20940)

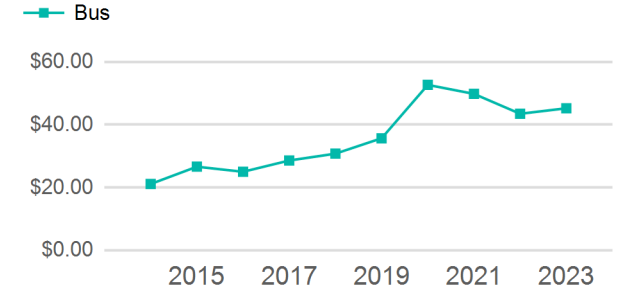
Mailing Address: 138 N COURT ST
WAMPSVILLE, NY

Website: <http://www.ridemts.org>

Service Consumed

Annual Unlinked Trips (UPT) 16,378

Operating Expenses per Vehicle Revenue Mile



Assets

Service Supplied

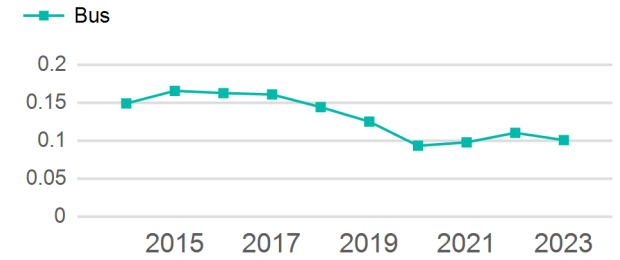
Revenue Vehicles 7
Service Vehicles
Facilities

Annual Vehicle Revenue Miles (VRM) 162,654
Annual Vehicle Revenue Hours (VRH) 7,852
Vehicles Operated in Maximum Service (VOMS) 7

Modal Characteristics

Mode	Annual Unlinked Passenger Trips	Directly Operated VOMS	Purchased Transportation VOMS	Annual Vehicle Revenue Miles	Annual Vehicle Revenue Hours
Bus	16,378	0	7	162,654	7,852
Total	16,378	0	7	162,654	7,852

Unlinked Passenger Trip per Vehicle Revenue Mile



Metrics

Service Efficiency

Service Effectiveness

Mode	OE per VRM	OE per VRH	UPT per VRM	UPT per VRH	OE per UPT
Bus	\$4.56	\$94.36	0.1	2.1	\$45.24
Total	\$4.56	\$94.36	0.1	2.1	\$45.24

2023 Annual Agency Profile - Madison County (NTD ID 20940)

2023 Funding Breakdown

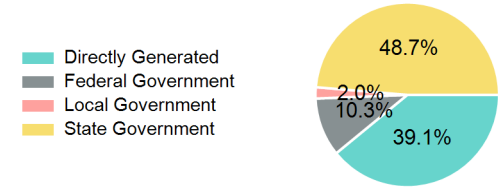
Summary of Operating Expenses (OE)

Mode	Operating Expenses	Fare Revenues
Bus	\$740,951	\$0
Total	\$740,951	\$0

Sources of Operating Funds Expended

Directly Generated	\$289,694
Federal Government	\$76,062
Local Government	\$14,593
State Government	\$360,602
Total Operating Funds Expended	\$740,951

Operating Funding Sources



Capital Funding Sources

Sources of Capital Funds Expended

Directly Generated	\$0
Federal Government	\$0
Local Government	\$0
State Government	\$0
Total Capital Funds Expended	\$0



2023 Asset Management

Transit Asset Management (TAM) Tier	Tier II	TAM Sponsor NTD ID	2R02
--	---------	---------------------------	------

Metrics

Mode	Average Fleet Age in Years
Bus	4.0