

2023 Annual Agency Profile - City of Corning (NTD ID 20941)

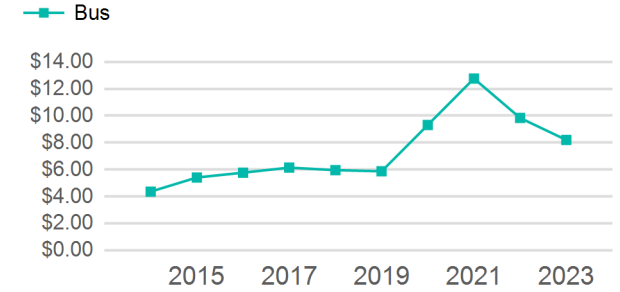
Mailing Address: 500 NASSER CIVIC CENTER PLZ
CORNING, NY

Website: <http://www.rideceats.com>

Service Consumed

Annual Unlinked Trips (UPT) 84,552

Operating Expenses per Vehicle Revenue Mile



Assets

Revenue Vehicles 5
Service Vehicles
Facilities 1

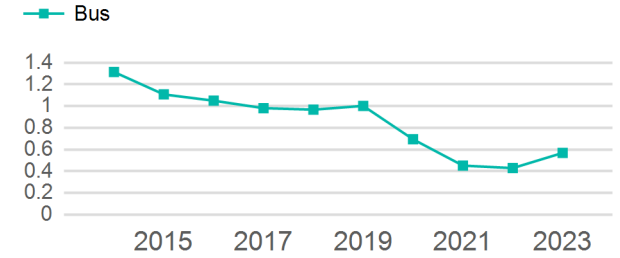
Service Supplied

Annual Vehicle Revenue Miles (VRM) 148,735
Annual Vehicle Revenue Hours (VRH) 12,217
Vehicles Operated in Maximum Service (VOMS) 5

Modal Characteristics

Mode	Annual Unlinked Passenger Trips	Directly Operated VOMS	Purchased Transportation VOMS	Annual Vehicle Revenue Miles	Annual Vehicle Revenue Hours
Bus	84,552	0	5	148,735	12,217
Total	84,552	0	5	148,735	12,217

Unlinked Passenger Trip per Vehicle Revenue Mile



Metrics

Mode	Service Efficiency		Service Effectiveness		
	OE per VRM	OE per VRH	UPT per VRM	UPT per VRH	OE per UPT
Bus	\$4.66	\$56.77	0.6	6.9	\$8.20
Total	\$4.66	\$56.77	0.6	6.9	\$8.20

2023 Annual Agency Profile - City of Corning (NTD ID 20941)

2023 Funding Breakdown

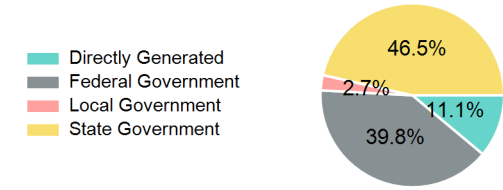
Summary of Operating Expenses (OE)

Mode	Operating Expenses	Fare Revenues
Bus	\$693,601	\$0
Total	\$693,601	\$0

Sources of Operating Funds Expended

Directly Generated	\$76,747
Federal Government	\$276,000
Local Government	\$18,645
State Government	\$322,209
Total Operating Funds Expended	\$693,601

Operating Funding Sources



Capital Funding Sources

Sources of Capital Funds Expended

Directly Generated	\$0
Federal Government	\$0
Local Government	\$0
State Government	\$0
Total Capital Funds Expended	\$0



2023 Asset Management

Transit Asset Management (TAM) Tier	Tier II	TAM Sponsor NTD ID	2R02
--	---------	---------------------------	------

Metrics

Mode	Average Fleet Age in Years
Bus	4.4