

2023 Annual Agency Profile - Salem County (NTD ID 20944)

Mailing Address: 94 MARKET ST
SALEM, NJ

Website: <http://www.salemco.org>

Service Consumed

Annual Unlinked Trips (UPT) 17,249

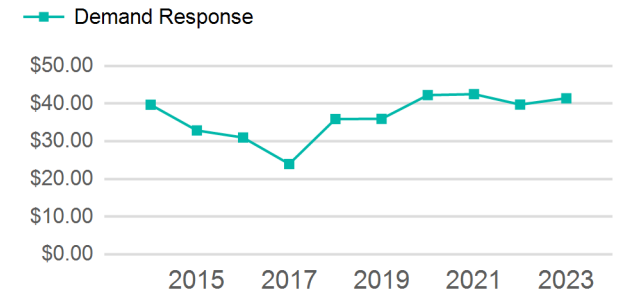
Assets

Revenue Vehicles 14
Service Vehicles
Facilities

Service Supplied

Annual Vehicle Revenue Miles (VRM) 266,469
Annual Vehicle Revenue Hours (VRH) 10,114
Vehicles Operated in Maximum Service (VOMS) 14

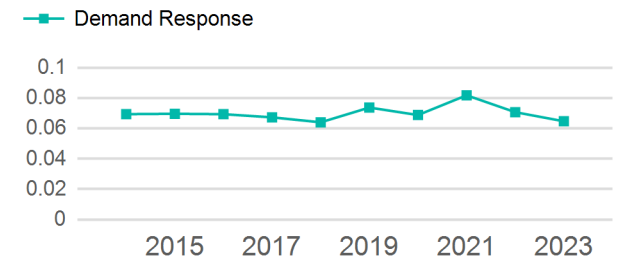
Operating Expenses per Vehicle Revenue Mile



Modal Characteristics

Mode	Annual Unlinked Passenger Trips	Directly Operated VOMS	Purchased Transportation VOMS	Annual Vehicle Revenue Miles	Annual Vehicle Revenue Hours
Demand Response	17,249	0	14	266,469	10,114
Total	17,249	0	14	266,469	10,114

Unlinked Passenger Trip per Vehicle Revenue Mile



Metrics

Mode	Service Efficiency		Service Effectiveness		
	OE per VRM	OE per VRH	UPT per VRM	UPT per VRH	OE per UPT
Demand Response	\$2.68	\$70.64	0.1	1.7	\$41.42
Total	\$2.68	\$70.64	0.1	1.7	\$41.42

2023 Annual Agency Profile - Salem County (NTD ID 20944)

2023 Funding Breakdown

Summary of Operating Expenses (OE)

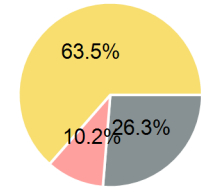
Mode	Operating Expenses	Fare Revenues
Demand Response	\$714,463	\$0
Total	\$714,463	\$0

Sources of Operating Funds Expended

Directly Generated	\$0
Federal Government	\$187,844
Local Government	\$73,036
State Government	\$453,583
Total Operating Funds Expended	\$714,463

Operating Funding Sources

- Directly Generated
- Federal Government
- Local Government
- State Government



Capital Funding Sources

- Directly Generated
- Federal Government
- Local Government
- State Government

Sources of Capital Funds Expended

Directly Generated	\$0
Federal Government	\$0
Local Government	\$0
State Government	\$0
Total Capital Funds Expended	\$0

2023 Asset Management

Transit Asset Management (TAM) Tier	Tier II	TAM Sponsor NTD ID	2R01
--	---------	---------------------------	------

Metrics

Mode	Average Fleet Age in Years
Demand Response	9.7