

# 2023 Annual Agency Profile - Schuyler County (NTD ID 20945)

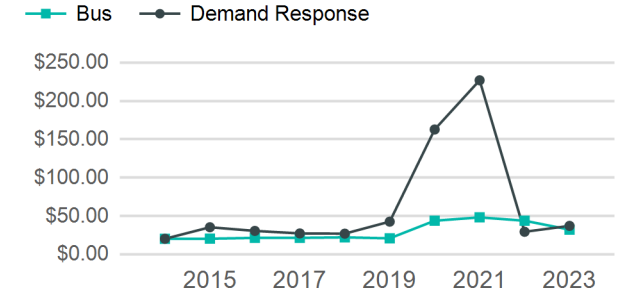
**Mailing Address:** 105 9TH ST UNIT 6  
Watkins Glen, NY

**Website:** <https://www.schuylercountytransit.org/>

## Service Consumed

**Annual Unlinked Trips (UPT)** 27,211

## Operating Expenses per Vehicle Revenue Mile



## Assets

**Revenue Vehicles** 10  
**Service Vehicles**  
**Facilities**

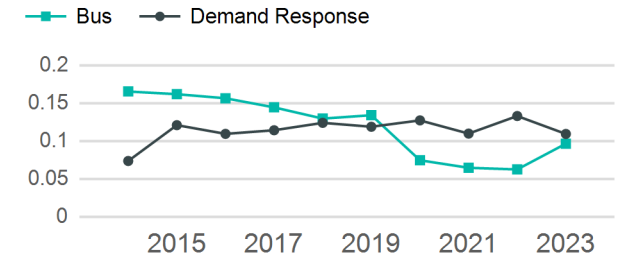
## Service Supplied

**Annual Vehicle Revenue Miles (VRM)** 280,838  
**Annual Vehicle Revenue Hours (VRH)** 13,397  
**Vehicles Operated in Maximum Service (VOMS)** 6

## Modal Characteristics

Mode	Annual Unlinked Passenger Trips	Directly Operated VOMS	Purchased Transportation VOMS	Annual Vehicle Revenue Miles	Annual Vehicle Revenue Hours
Bus	26,296	0	5	272,472	12,853
Demand Response	915	0	1	8,366	544
<b>Total</b>	<b>27,211</b>	<b>0</b>	<b>6</b>	<b>280,838</b>	<b>13,397</b>

## Unlinked Passenger Trip per Vehicle Revenue Mile



## Metrics

### Service Efficiency

### Service Effectiveness

Mode	OE per VRM	OE per VRH	UPT per VRM	UPT per VRH	OE per UPT
Bus	\$3.13	\$66.40	0.1	2.0	\$32.46
Demand Response	\$4.09	\$62.85	0.1	1.7	\$37.36
<b>Total</b>	<b>\$3.16</b>	<b>\$66.26</b>	<b>0.1</b>	<b>2.0</b>	<b>\$32.62</b>

# 2023 Annual Agency Profile - Schuyler County (NTD ID 20945)

## 2023 Funding Breakdown

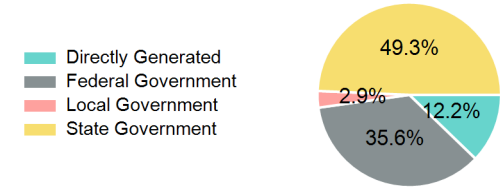
### Summary of Operating Expenses (OE)

Mode	Operating Expenses	Fare Revenues
Bus	\$853,445	\$0
Demand Response	\$34,188	\$0
<b>Total</b>	<b>\$887,633</b>	<b>\$0</b>

### Sources of Operating Funds Expended

Directly Generated	\$108,045
Federal Government	\$316,066
Local Government	\$25,706
State Government	\$437,816
<b>Total Operating Funds Expended</b>	<b>\$887,633</b>

### Operating Funding Sources



### Capital Funding Sources

### Sources of Capital Funds Expended

Directly Generated	\$0
Federal Government	\$0
Local Government	\$0
State Government	\$0
<b>Total Capital Funds Expended</b>	<b>\$0</b>



## 2023 Asset Management

Transit Asset Management (TAM) Tier: Tier II TAM Sponsor NTD ID: 2R02

### Metrics

Mode	Average Fleet Age in Years
Bus	1.6
Demand Response	0.0