

2023 Annual Agency Profile - Town of Goshen (NTD ID 20954)

Mailing Address: 41 WEBSTER AVE
Goshen, NY

Website: townofgoshen.org/dialabus/

Service Consumed

Annual Unlinked Trips (UPT) 5,397

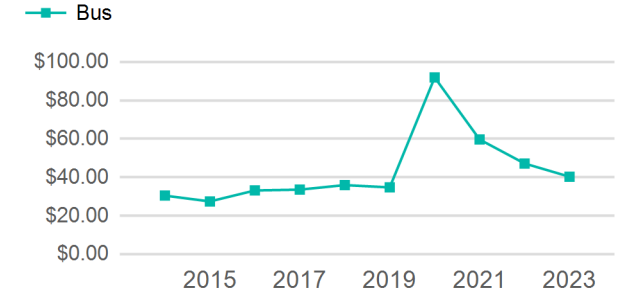
Assets

Revenue Vehicles 2
Service Vehicles
Facilities

Service Supplied

Annual Vehicle Revenue Miles (VRM) 27,230
Annual Vehicle Revenue Hours (VRH) 2,120
Vehicles Operated in Maximum Service (VOMS) 2

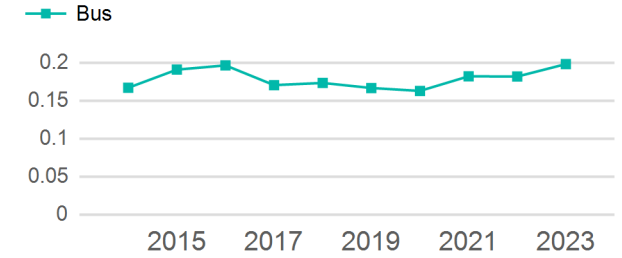
Operating Expenses per Vehicle Revenue Mile



Modal Characteristics

Mode	Annual Unlinked Passenger Trips	Directly Operated VOMS	Purchased Transportation VOMS	Annual Vehicle Revenue Miles	Annual Vehicle Revenue Hours
Bus	5,397	2	0	27,230	2,120
Total	5,397	2	0	27,230	2,120

Unlinked Passenger Trip per Vehicle Revenue Mile



Mode	Service Efficiency		Service Effectiveness		
	OE per VRM	OE per VRH	UPT per VRM	UPT per VRH	OE per UPT
Bus	\$8.00	\$102.75	0.2	2.5	\$40.36
Total	\$8.00	\$102.75	0.2	2.5	\$40.36

2023 Annual Agency Profile - Town of Goshen (NTD ID 20954)

2023 Funding Breakdown

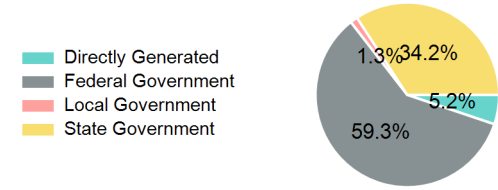
Summary of Operating Expenses (OE)

Mode	Operating Expenses	Fare Revenues
Bus	\$217,821	\$0
Total	\$217,821	\$0

Sources of Operating Funds Expended

Directly Generated	\$11,218
Federal Government	\$129,196
Local Government	\$2,821
State Government	\$74,586
Total Operating Funds Expended	\$217,821

Operating Funding Sources



Capital Funding Sources

Sources of Capital Funds Expended

Directly Generated	\$0
Federal Government	\$0
Local Government	\$0
State Government	\$0
Total Capital Funds Expended	\$0



2023 Asset Management

Transit Asset Management (TAM) Tier: Tier II TAM Sponsor NTD ID: 2R02

Metrics

Mode	Average Fleet Age in Years
Bus	9.5