

2023 Annual Agency Profile - Chautauqua County (NTD ID 20959)

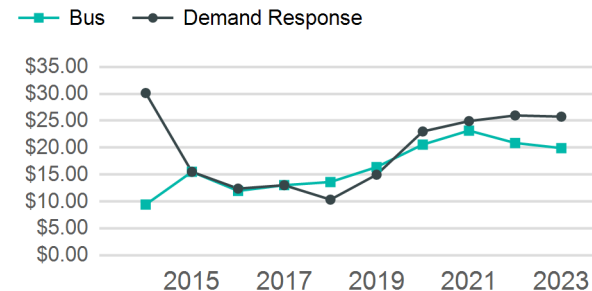
Mailing Address: 3 N ERIE ST
MAYVILLE, NY

Website: <http://chautauqua.ny.us/799/CARTS>

Service Consumed

Annual Unlinked Trips (UPT) 190,811

Operating Expenses per Vehicle Revenue Mile



Assets

Revenue Vehicles	33
Service Vehicles	1
Facilities	1

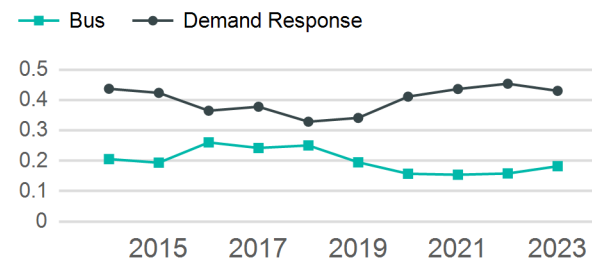
Service Supplied

Annual Vehicle Revenue Miles (VRM)	881,340
Annual Vehicle Revenue Hours (VRH)	65,246
Vehicles Operated in Maximum Service (VOMS)	25

Modal Characteristics

Mode	Annual Unlinked Passenger Trips	Directly Operated VOMS	Purchased Transportation VOMS	Annual Vehicle Revenue Miles	Annual Vehicle Revenue Hours
Bus	138,341	20	0	759,445	52,180
Demand Response	52,470	5	0	121,895	13,066
Total	190,811	25	0	881,340	65,246

Unlinked Passenger Trip per Vehicle Revenue Mile



Metrics

Service Efficiency

Service Effectiveness

Mode	OE per VRM	OE per VRH	UPT per VRM	UPT per VRH	OE per UPT
Bus	\$3.63	\$52.84	0.2	2.7	\$19.93
Demand Response	\$11.09	\$103.47	0.4	4.0	\$25.76
Total	\$4.66	\$62.97	0.2	2.9	\$21.53

2023 Annual Agency Profile - Chautauqua County (NTD ID 20959)

2023 Funding Breakdown

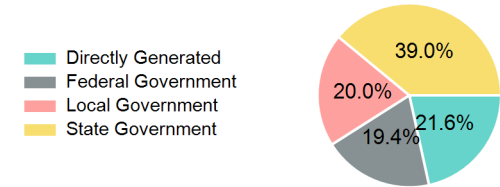
Summary of Operating Expenses (OE)

Mode	Operating Expenses	Fare Revenues
Bus	\$2,756,976	\$0
Demand Response	\$1,351,881	\$0
Total	\$4,108,857	\$0

Sources of Operating Funds Expended

Directly Generated	\$885,642
Federal Government	\$798,999
Local Government	\$820,232
State Government	\$1,603,984
Total Operating Funds Expended	\$4,108,857

Operating Funding Sources



Capital Funding Sources

Sources of Capital Funds Expended

Directly Generated	\$0
Federal Government	\$0
Local Government	\$0
State Government	\$0
Total Capital Funds Expended	\$0



2023 Asset Management

Transit Asset Management (TAM) Tier: Tier II TAM Sponsor NTD ID: 2R02

Metrics

Mode	Average Fleet Age in Years
Bus	5.5
Demand Response	7.8