

# 2023 Annual Agency Profile - RTS Livingston (NTD ID 20962)

**Mailing Address:** 1372 E MAIN ST  
ROCHESTER, NY

**Website:** www.myrts.com

## Service Consumed

Annual Unlinked Trips (UPT) 76,022

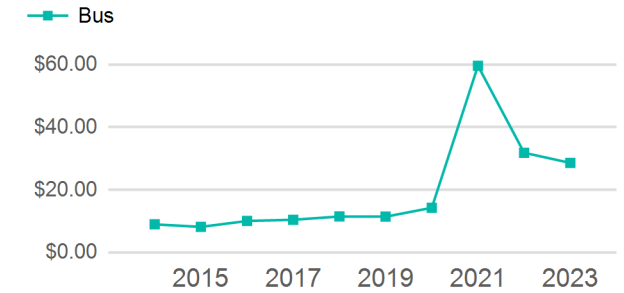
## Assets

Revenue Vehicles 22  
Service Vehicles  
Facilities 1

## Service Supplied

Annual Vehicle Revenue Miles (VRM) 319,016  
Annual Vehicle Revenue Hours (VRH) 17,534  
Vehicles Operated in Maximum Service (VOMS) 13

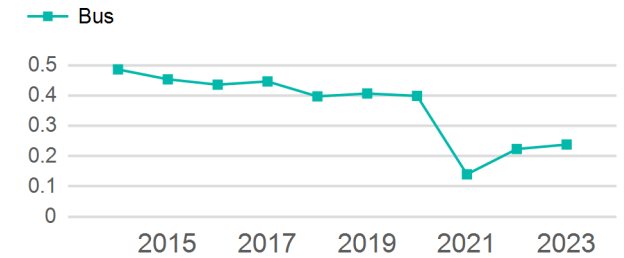
## Operating Expenses per Vehicle Revenue Mile



## Modal Characteristics

Mode	Annual Unlinked Passenger Trips	Directly Operated VOMS	Purchased Transportation VOMS	Annual Vehicle Revenue Miles	Annual Vehicle Revenue Hours
Bus	76,022	13	0	319,016	17,534
<b>Total</b>	<b>76,022</b>	<b>13</b>	<b>0</b>	<b>319,016</b>	<b>17,534</b>

## Unlinked Passenger Trip per Vehicle Revenue Mile



Mode	Service Efficiency		Service Effectiveness		
	OE per VRM	OE per VRH	UPT per VRM	UPT per VRH	OE per UPT
Bus	\$6.82	\$124.09	0.2	4.3	\$28.62
<b>Total</b>	<b>\$6.82</b>	<b>\$124.09</b>	<b>0.2</b>	<b>4.3</b>	<b>\$28.62</b>

# 2023 Annual Agency Profile - RTS Livingston (NTD ID 20962)

## 2023 Funding Breakdown

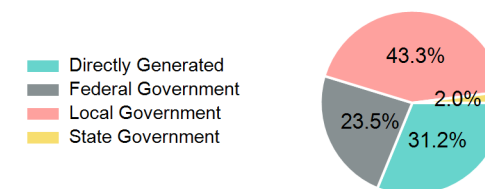
### Summary of Operating Expenses (OE)

Mode	Operating Expenses	Fare Revenues
Bus	\$2,175,867	\$0
<b>Total</b>	<b>\$2,175,867</b>	<b>\$0</b>

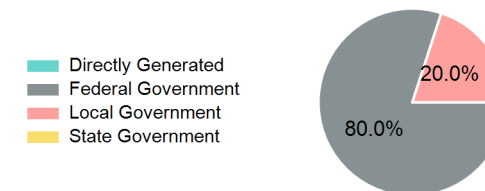
### Sources of Operating Funds Expended

Directly Generated	\$679,319
Federal Government	\$510,864
Local Government	\$942,932
State Government	\$42,752
<b>Total Operating Funds Expended</b>	<b>\$2,175,867</b>

### Operating Funding Sources



### Capital Funding Sources



### Sources of Capital Funds Expended

Directly Generated	\$0
Federal Government	\$576,874
Local Government	\$144,218
State Government	\$0
<b>Total Capital Funds Expended</b>	<b>\$721,092</b>

## 2023 Asset Management

<b>Transit Asset Management (TAM) Tier</b>	Tier II	<b>TAM Sponsor NTD ID</b>	2R02
--	---------	---------------------------	------

### Metrics

Mode	Average Fleet Age in Years
Bus	2.9