

2023 Annual Agency Profile - Fulton County (NTD ID 20964)

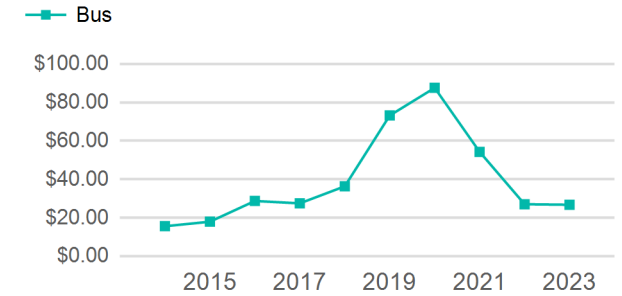
Mailing Address: 223 W MAIN ST
JOHNSTOWN, NY

Website: <https://www.browncoach.com/commuters>

Service Consumed

Annual Unlinked Trips (UPT) 11,688

Operating Expenses per Vehicle Revenue Mile



Assets

Revenue Vehicles 2
Service Vehicles
Facilities

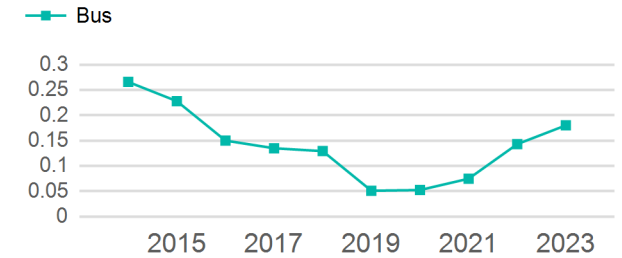
Service Supplied

Annual Vehicle Revenue Miles (VRM) 64,862
Annual Vehicle Revenue Hours (VRH) 3,530
Vehicles Operated in Maximum Service (VOMS) 1

Modal Characteristics

Mode	Annual Unlinked Passenger Trips	Directly Operated VOMS	Purchased Transportation VOMS	Annual Vehicle Revenue Miles	Annual Vehicle Revenue Hours
Bus	11,688	0	1	64,862	3,530
Total	11,688	0	1	64,862	3,530

Unlinked Passenger Trip per Vehicle Revenue Mile



Mode	Service Efficiency		Service Effectiveness		
	OE per VRM	OE per VRH	UPT per VRM	UPT per VRH	OE per UPT
Bus	\$4.83	\$88.83	0.2	3.3	\$26.83
Total	\$4.83	\$88.83	0.2	3.3	\$26.83

2023 Annual Agency Profile - Fulton County (NTD ID 20964)

2023 Funding Breakdown

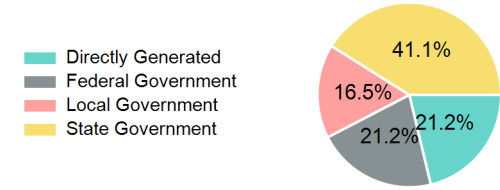
Summary of Operating Expenses (OE)

Mode	Operating Expenses	Fare Revenues
Bus	\$313,557	\$0
Total	\$313,557	\$0

Sources of Operating Funds Expended

Directly Generated	\$66,598
Federal Government	\$66,387
Local Government	\$51,635
State Government	\$128,937
Total Operating Funds Expended	\$313,557

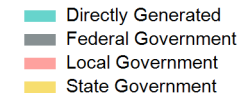
Operating Funding Sources



Capital Funding Sources

Sources of Capital Funds Expended

Directly Generated	\$0
Federal Government	\$0
Local Government	\$0
State Government	\$0
Total Capital Funds Expended	\$0



2023 Asset Management

Transit Asset Management (TAM) Tier: Tier II TAM Sponsor NTD ID: 2R02

Metrics

Mode	Average Fleet Age in Years
Bus	0.0