

2023 Annual Agency Profile - County of Rensselaer (NTD ID 20968)

Mailing Address: 99 TROY RD
EAST GREENBUSH, NY

Website: www.rensco.com

Service Consumed

Annual Unlinked Trips (UPT) 3,031

Service Supplied

Annual Vehicle Revenue Miles (VRM) 45,085

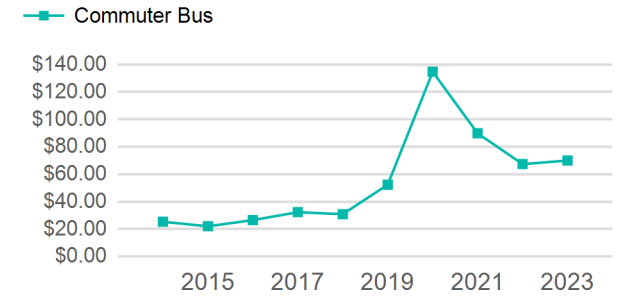
Annual Vehicle Revenue Hours (VRH) 1,743

Vehicles Operated in Maximum Service (VOMS) 1

Assets

Revenue Vehicles 1
Service Vehicles
Facilities

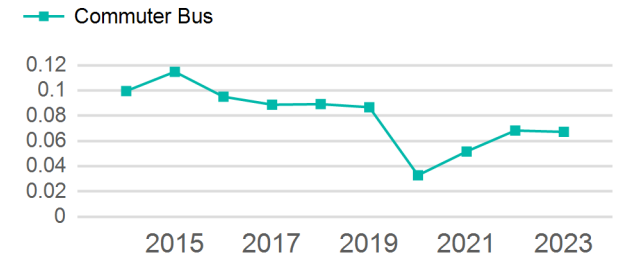
Operating Expenses per Vehicle Revenue Mile



Modal Characteristics

Mode	Annual Unlinked Passenger Trips	Directly Operated VOMS	Purchased Transportation VOMS	Annual Vehicle Revenue Miles	Annual Vehicle Revenue Hours
Commuter Bus	3,031	0	1	45,085	1,743
Total	3,031	0	1	45,085	1,743

Unlinked Passenger Trip per Vehicle Revenue Mile



Mode	Service Efficiency		Service Effectiveness		
	OE per VRM	OE per VRH	UPT per VRM	UPT per VRH	OE per UPT
Commuter Bus	\$4.70	\$121.70	0.1	1.7	\$69.98
Total	\$4.70	\$121.70	0.1	1.7	\$69.98

2023 Annual Agency Profile - County of Rensselaer (NTD ID 20968)

2023 Funding Breakdown

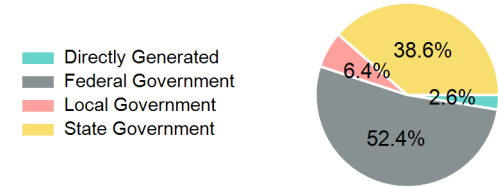
Summary of Operating Expenses (OE)

Mode	Operating Expenses	Fare Revenues
Commuter Bus	\$212,119	\$0
Total	\$212,119	\$0

Sources of Operating Funds Expended

Directly Generated	\$5,454
Federal Government	\$111,227
Local Government	\$13,576
State Government	\$81,862
Total Operating Funds Expended	\$212,119

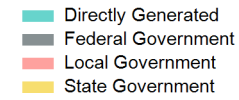
Operating Funding Sources



Capital Funding Sources

Sources of Capital Funds Expended

Directly Generated	\$0
Federal Government	\$0
Local Government	\$0
State Government	\$0
Total Capital Funds Expended	\$0



2023 Asset Management

Transit Asset Management (TAM) Tier	Tier II	TAM Sponsor NTD ID	2R02
--	---------	---------------------------	------

Metrics

Mode	Average Fleet Age in Years
Commuter Bus	0.0