

2023 Annual Agency Profile - Town of Montgomery (NTD ID 20973)

Mailing Address: 110 Bracken Road
MONTGOMERY, NY

Website: www.townofmontgomery.com

Service Consumed

Annual Unlinked Trips (UPT) 9,530

Service Supplied

Annual Vehicle Revenue Miles (VRM) 66,379

Annual Vehicle Revenue Hours (VRH) 5,827

Vehicles Operated in Maximum Service (VOMS) 3

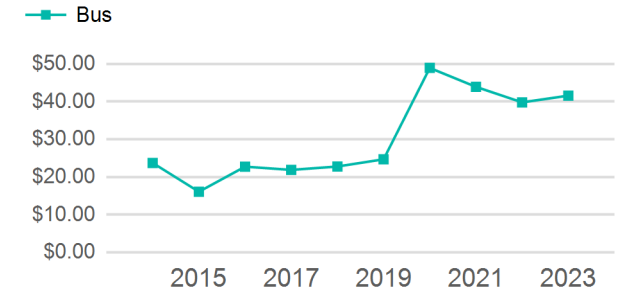
Assets

Revenue Vehicles 4

Service Vehicles

Facilities

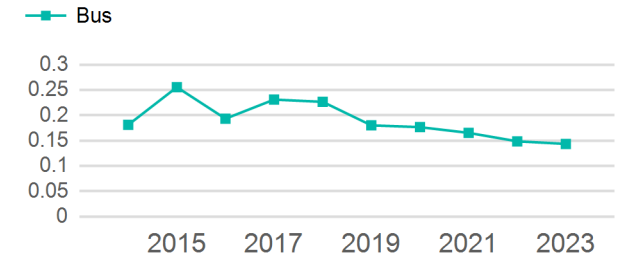
Operating Expenses per Vehicle Revenue Mile



Modal Characteristics

Mode	Annual Unlinked Passenger Trips	Directly Operated VOMS	Purchased Transportation VOMS	Annual Vehicle Revenue Miles	Annual Vehicle Revenue Hours
Bus	9,530	3	0	66,379	5,827
Total	9,530	3	0	66,379	5,827

Unlinked Passenger Trip per Vehicle Revenue Mile



Metrics

Service Efficiency

Service Effectiveness

Mode	OE per VRM	OE per VRH	UPT per VRM	UPT per VRH	OE per UPT
Bus	\$5.97	\$68.00	0.1	1.6	\$41.57
Total	\$5.97	\$68.00	0.1	1.6	\$41.57

2023 Annual Agency Profile - Town of Montgomery (NTD ID 20973)

2023 Funding Breakdown

Summary of Operating Expenses (OE)

Mode	Operating Expenses	Fare Revenues
Bus	\$396,209	\$0
Total	\$396,209	\$0

Sources of Operating Funds Expended

Directly Generated	\$9,488
Federal Government	\$224,313
Local Government	\$5,914
State Government	\$156,494
Total Operating Funds Expended	\$396,209

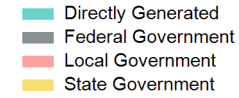
Operating Funding Sources



Capital Funding Sources

Sources of Capital Funds Expended

Directly Generated	\$0
Federal Government	\$0
Local Government	\$0
State Government	\$0
Total Capital Funds Expended	\$0



2023 Asset Management

Transit Asset Management (TAM) Tier: Tier II TAM Sponsor NTD ID: 2R02

Metrics

Mode	Average Fleet Age in Years
Bus	10.3