

2023 Annual Agency Profile - RTS Wayne (NTD ID 20983)

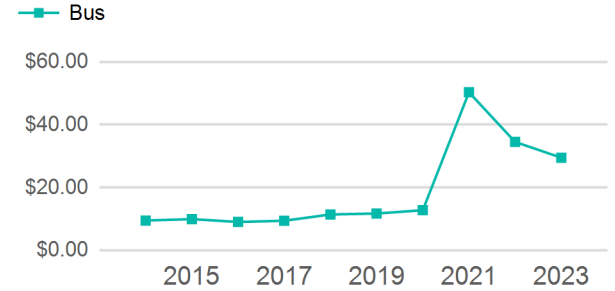
Mailing Address: 1372 E MAIN ST
ROCHESTER, NY

Website: www.myrts.com

Service Consumed

Annual Unlinked Trips (UPT) 93,925

Operating Expenses per Vehicle Revenue Mile



Assets

Revenue Vehicles 42
Service Vehicles
Facilities

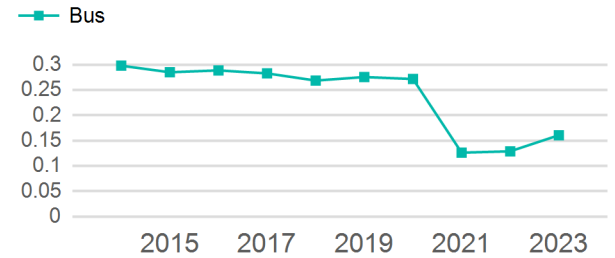
Service Supplied

Annual Vehicle Revenue Miles (VRM) 584,449
Annual Vehicle Revenue Hours (VRH) 25,355
Vehicles Operated in Maximum Service (VOMS) 34

Modal Characteristics

Mode	Annual Unlinked Passenger Trips	Directly Operated VOMS	Purchased Transportation VOMS	Annual Vehicle Revenue Miles	Annual Vehicle Revenue Hours
Bus	93,925	34	0	584,449	25,355
Total	93,925	34	0	584,449	25,355

Unlinked Passenger Trip per Vehicle Revenue Mile



Metrics

Service Efficiency

Service Effectiveness

Mode	OE per VRM	OE per VRH	UPT per VRM	UPT per VRH	OE per UPT
Bus	\$4.74	\$109.30	0.2	3.7	\$29.51
Total	\$4.74	\$109.30	0.2	3.7	\$29.51

2023 Annual Agency Profile - RTS Wayne (NTD ID 20983)

2023 Funding Breakdown

Summary of Operating Expenses (OE)

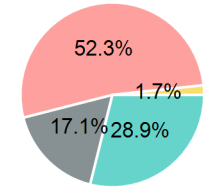
Mode	Operating Expenses	Fare Revenues
Bus	\$2,771,283	\$0
Total	\$2,771,283	\$0

Sources of Operating Funds Expended

Directly Generated	\$800,871
Federal Government	\$475,041
Local Government	\$1,449,210
State Government	\$46,161
Total Operating Funds Expended	\$2,771,283

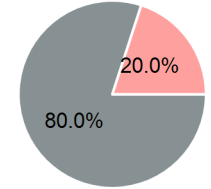
Operating Funding Sources

- Directly Generated
- Federal Government
- Local Government
- State Government



Capital Funding Sources

- Directly Generated
- Federal Government
- Local Government
- State Government



Sources of Capital Funds Expended

Directly Generated	\$0
Federal Government	\$991,765
Local Government	\$247,941
State Government	\$0
Total Capital Funds Expended	\$1,239,706

2023 Asset Management

Transit Asset Management (TAM) Tier	Tier II	TAM Sponsor NTD ID	2R02
--	---------	---------------------------	------

Metrics

Mode	Average Fleet Age in Years
Bus	3.7