

2023 Annual Agency Profile - St Lawrence County (NTD ID 20991)

Mailing Address: 48 COURT ST
Canton, NY

Website: <https://www.slcnypublictransit.com/>

Service Consumed

Annual Unlinked Trips (UPT) 134,322

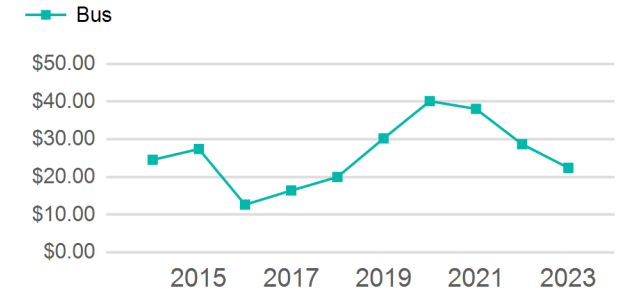
Assets

Revenue Vehicles 16
Service Vehicles
Facilities

Service Supplied

Annual Vehicle Revenue Miles (VRM) 986,936
Annual Vehicle Revenue Hours (VRH) 45,986
Vehicles Operated in Maximum Service (VOMS) 22

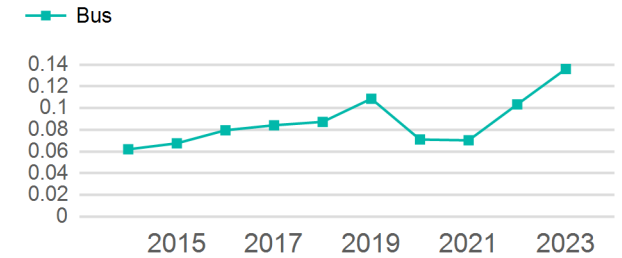
Operating Expenses per Vehicle Revenue Mile



Modal Characteristics

Mode	Annual Unlinked Passenger Trips	Directly Operated VOMS	Purchased Transportation VOMS	Annual Vehicle Revenue Miles	Annual Vehicle Revenue Hours
Bus	134,322	0	22	986,936	45,986
Total	134,322	0	22	986,936	45,986

Unlinked Passenger Trip per Vehicle Revenue Mile



Mode	Service Efficiency		Service Effectiveness		
	OE per VRM	OE per VRH	UPT per VRM	UPT per VRH	OE per UPT
Bus	\$3.05	\$65.55	0.1	2.9	\$22.44
Total	\$3.05	\$65.55	0.1	2.9	\$22.44

2023 Annual Agency Profile - St Lawrence County (NTD ID 20991)

2023 Funding Breakdown

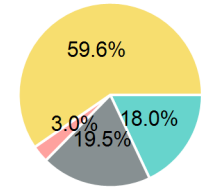
Summary of Operating Expenses (OE)

Mode	Operating Expenses	Fare Revenues
Bus	\$3,014,218	\$0
Total	\$3,014,218	\$0

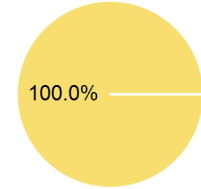
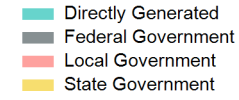
Sources of Operating Funds Expended

Directly Generated	\$541,224
Federal Government	\$586,783
Local Government	\$90,486
State Government	\$1,795,725
Total Operating Funds Expended	\$3,014,218

Operating Funding Sources



Capital Funding Sources



Sources of Capital Funds Expended

Directly Generated	\$0
Federal Government	\$0
Local Government	\$0
State Government	\$655,869
Total Capital Funds Expended	\$655,869

2023 Asset Management

Transit Asset Management (TAM) Tier	Tier II	TAM Sponsor NTD ID	2R02
--	---------	---------------------------	------

Metrics

Mode	Average Fleet Age in Years
Bus	3.4