

2023 Annual Agency Profile - Columbia County (NTD ID 20999)

Mailing Address: 401 STATE ST
Hudson, NY

Website: <http://www.columbiacountyny.com>

Service Consumed

Annual Unlinked Trips (UPT) 37,765

Service Supplied

Annual Vehicle Revenue Miles (VRM) 142,484

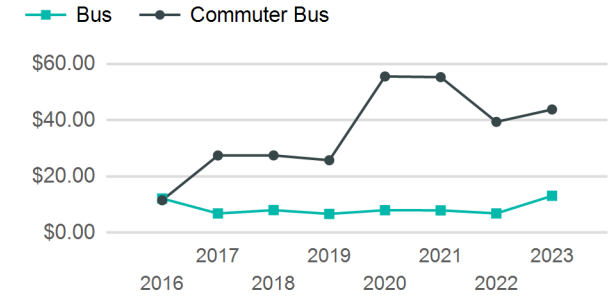
Annual Vehicle Revenue Hours (VRH) 7,212

Vehicles Operated in Maximum Service (VOMS) 5

Assets

Revenue Vehicles 8
Service Vehicles
Facilities

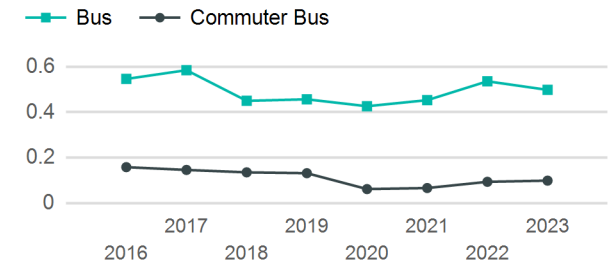
Operating Expenses per Vehicle Revenue Mile



Modal Characteristics

Mode	Annual Unlinked Passenger Trips	Directly Operated VOMS	Purchased Transportation VOMS	Annual Vehicle Revenue Miles	Annual Vehicle Revenue Hours
Bus	29,567	0	3	59,367	4,946
Commuter Bus	8,198	0	2	83,117	2,266
Total	37,765	0	5	142,484	7,212

Unlinked Passenger Trip per Vehicle Revenue Mile



Mode	Service Efficiency		Service Effectiveness		
	OE per VRM	OE per VRH	UPT per VRM	UPT per VRH	OE per UPT
Bus	\$6.53	\$78.38	0.5	6.0	\$13.11
Commuter Bus	\$4.32	\$158.45	0.1	3.6	\$43.80
Total	\$5.24	\$103.54	0.3	5.2	\$19.77

2023 Annual Agency Profile - Columbia County (NTD ID 20999)

2023 Funding Breakdown

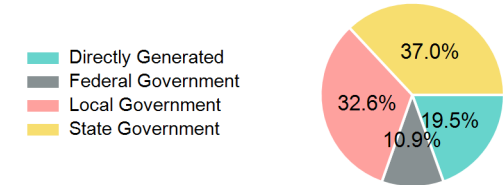
Summary of Operating Expenses (OE)

Mode	Operating Expenses	Fare Revenues
Bus	\$387,667	\$0
Commuter Bus	\$359,056	\$0
Total	\$746,723	\$0

Sources of Operating Funds Expended

Directly Generated	\$145,380
Federal Government	\$81,640
Local Government	\$243,306
State Government	\$276,397
Total Operating Funds Expended	\$746,723

Operating Funding Sources



Capital Funding Sources

Sources of Capital Funds Expended

Directly Generated	\$0
Federal Government	\$0
Local Government	\$0
State Government	\$0
Total Capital Funds Expended	\$0



2023 Asset Management

Transit Asset Management (TAM) Tier: Tier II TAM Sponsor NTD ID: 2R02

Metrics

Mode	Average Fleet Age in Years
Bus	5.2
Commuter Bus	5.0