

2023 Annual Agency Profile - Yates County (NTD ID 21000)

Mailing Address: 417 LIBERTY ST
PENN YAN, NY

Website: <https://www.yatestransit.com/>

Service Consumed

Annual Unlinked Trips (UPT) 25,725

Service Supplied

Annual Vehicle Revenue Miles (VRM) 188,660

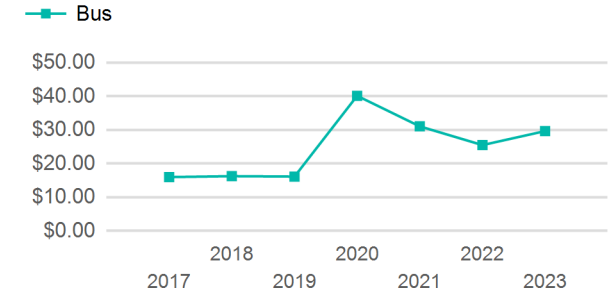
Annual Vehicle Revenue Hours (VRH) 7,928

Vehicles Operated in Maximum Service (VOMS) 5

Assets

Revenue Vehicles 7
Service Vehicles
Facilities

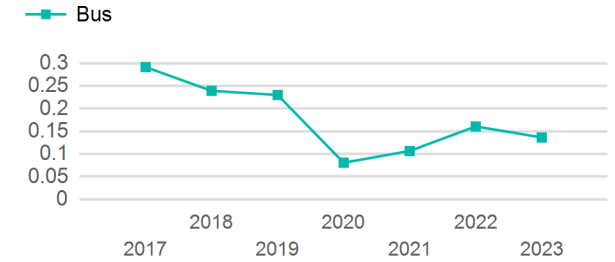
Operating Expenses per Vehicle Revenue Mile



Modal Characteristics

Mode	Annual Unlinked Passenger Trips	Directly Operated VOMS	Purchased Transportation VOMS	Annual Vehicle Revenue Miles	Annual Vehicle Revenue Hours
Bus	25,725	5	0	188,660	7,928
Total	25,725	5	0	188,660	7,928

Unlinked Passenger Trip per Vehicle Revenue Mile



Mode	Service Efficiency		Service Effectiveness		
	OE per VRM	OE per VRH	UPT per VRM	UPT per VRH	OE per UPT
Bus	\$4.04	\$96.22	0.1	3.2	\$29.65
Total	\$4.04	\$96.22	0.1	3.2	\$29.65

2023 Annual Agency Profile - Yates County (NTD ID 21000)

2023 Funding Breakdown

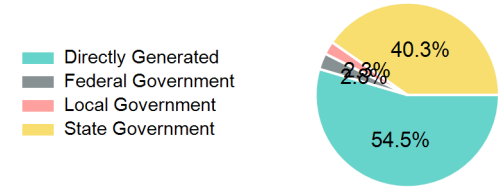
Summary of Operating Expenses (OE)

Mode	Operating Expenses	Fare Revenues
Bus	\$762,832	\$0
Total	\$762,832	\$0

Sources of Operating Funds Expended

Directly Generated	\$416,076
Federal Government	\$21,580
Local Government	\$17,675
State Government	\$307,501
Total Operating Funds Expended	\$762,832

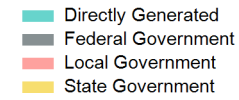
Operating Funding Sources



Capital Funding Sources

Sources of Capital Funds Expended

Directly Generated	\$0
Federal Government	\$0
Local Government	\$0
State Government	\$0
Total Capital Funds Expended	\$0



2023 Asset Management

Transit Asset Management (TAM) Tier	Tier II	TAM Sponsor NTD ID	2R02
--	---------	---------------------------	------

Metrics

Mode	Average Fleet Age in Years
Bus	6.1