

# 2023 Annual Agency Profile - Seneca Nation of Indians (NTD ID 22929)

**Mailing Address:** 90 OHIYO WAY  
Salamanca, NY

**Website:** <https://sni.org/community-services/seneca-transit/>

## Geographic Coverage

**Primary Urbanized/Rural Area** New York Non-UZA  
**Other Areas Served:**

## Assets

**Revenue Vehicles** 5  
**Service Vehicles**  
**Facilities**

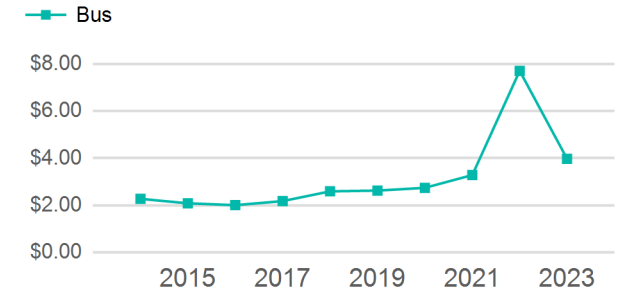
## Service Consumed

**Annual Unlinked Trips (UPT)** 17,981

## Service Supplied

**Annual Vehicle Revenue Miles (VRM)** 225,994  
**Annual Vehicle Revenue Hours (VRH)** 7,331  
**Vehicles Operated in Maximum Service (VOMS)** 2

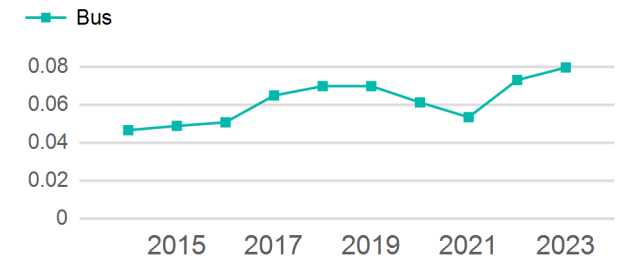
## Operating Expenses per Vehicle Revenue Mile



## Modal Characteristics

Mode	Annual Unlinked Passenger Trips	Directly Operated VOMS	Purchased Transportation VOMS	Annual Vehicle Revenue Miles	Annual Vehicle Revenue Hours
Bus	17,981	0	2	225,994	7,331
<b>Total</b>	<b>17,981</b>	<b>0</b>	<b>2</b>	<b>225,994</b>	<b>7,331</b>

## Unlinked Passenger Trip per Vehicle Revenue Mile



## Metrics

### Service Efficiency

### Service Effectiveness

Mode	OE per VRM	OE per VRH	UPT per VRM	UPT per VRH	OE per UPT
Bus	\$3.97	\$122.45	0.1	2.5	\$49.92
<b>Total</b>	<b>\$3.97</b>	<b>\$122.45</b>	<b>0.1</b>	<b>2.5</b>	<b>\$49.92</b>

# 2023 Annual Agency Profile - Seneca Nation of Indians (NTD ID 22929)

## 2023 Funding Breakdown

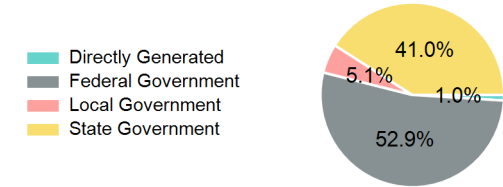
### Summary of Operating Expenses (OE)

Mode	Operating Expenses	Fare Revenues
Bus	\$897,692	\$0
<b>Total</b>	<b>\$897,692</b>	<b>\$0</b>

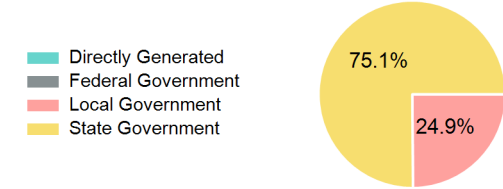
### Sources of Operating Funds Expended

Directly Generated	\$8,837
Federal Government	\$477,714
Local Government	\$46,085
State Government	\$369,886
<b>Total Operating Funds Expended</b>	<b>\$902,522</b>

### Operating Funding Sources



### Capital Funding Sources



### Sources of Capital Funds Expended

Directly Generated	\$0
Federal Government	\$0
Local Government	\$64,604
State Government	\$195,011
<b>Total Capital Funds Expended</b>	<b>\$259,615</b>

## 2023 Asset Management

Transit Asset Management (TAM) Tier Tier II

TAM Sponsor NTD ID

### Metrics

Mode	Average Fleet Age in Years
Bus	2.2