

2023 Annual Agency Profile - Board of Commissioners of Allegany County Maryland (NTD ID 30041)

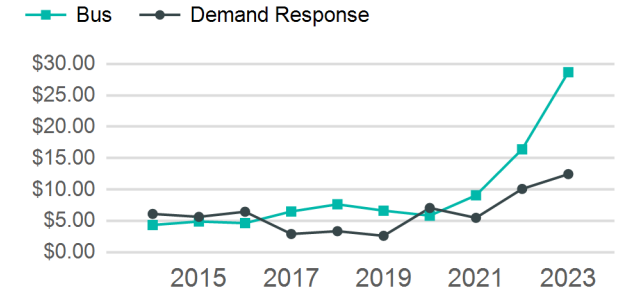
Mailing Address: 701 KELLY RD STE 205
CUMBERLAND, MD

Website: <http://www.alleganygov.org/315/Transit>

Service Consumed

Annual Unlinked Trips (UPT) 107,209

Operating Expenses per Vehicle Revenue Mile



Assets

Revenue Vehicles	22
Service Vehicles	4
Facilities	2

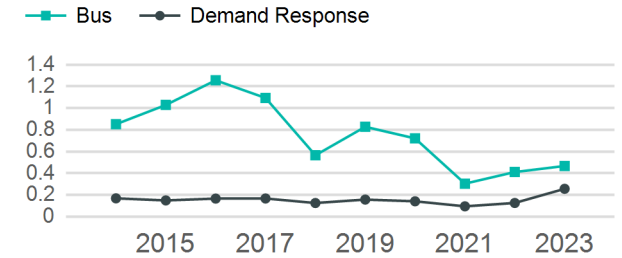
Service Supplied

Annual Vehicle Revenue Miles (VRM)	262,860
Annual Vehicle Revenue Hours (VRH)	20,978
Vehicles Operated in Maximum Service (VOMS)	17

Modal Characteristics

Mode	Annual Unlinked Passenger Trips	Directly Operated VOMS	Purchased Transportation VOMS	Annual Vehicle Revenue Miles	Annual Vehicle Revenue Hours
Bus	88,489	9	0	189,689	12,293
Demand Response	18,720	8	0	73,171	8,685
Total	107,209	17	0	262,860	20,978

Unlinked Passenger Trip per Vehicle Revenue Mile



Metrics

Service Efficiency

Service Effectiveness

Mode	OE per VRM	OE per VRH	UPT per VRM	UPT per VRH	OE per UPT
Bus	\$13.38	\$206.48	0.5	7.2	\$28.68
Demand Response	\$3.19	\$26.86	0.3	2.2	\$12.46
Total	\$10.54	\$132.12	0.4	5.1	\$25.85

2023 Annual Agency Profile - Board of Commissioners of Allegany County Maryland (NTD ID 30041)

2023 Funding Breakdown

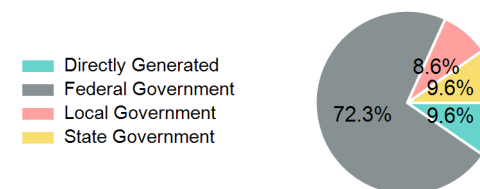
Summary of Operating Expenses (OE)

Mode	Operating Expenses	Fare Revenues
Bus	\$2,538,286	\$0
Demand Response	\$233,320	\$0
Total	\$2,771,606	\$0

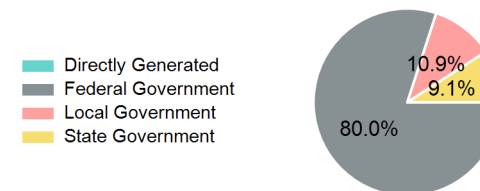
Sources of Operating Funds Expended

Directly Generated	\$264,920
Federal Government	\$2,002,575
Local Government	\$237,561
State Government	\$266,550
Total Operating Funds Expended	\$2,771,606

Operating Funding Sources



Capital Funding Sources



Sources of Capital Funds Expended

Directly Generated	\$0
Federal Government	\$133,611
Local Government	\$18,194
State Government	\$15,209
Total Capital Funds Expended	\$167,014

2023 Asset Management

Transit Asset Management (TAM) Tier: Tier II TAM Sponsor NTD ID: 3R03

Metrics

Mode	Average Fleet Age in Years
Bus	4.5
Demand Response	4.0