

2023 Annual Agency Profile - City of Bristol Virginia (NTD ID 30053)

Mailing Address: 300 LEE ST
BRISTOL, VA

Website: <http://www.bristolva.org/196/transit>

Geographic Coverage

Primary Urbanized/Rural Area Bristol, TN--VA
 Service Area Population 17,219
 Service Area Sq. Miles 13
 Other Areas Served:

Assets

Revenue Vehicles 6
 Service Vehicles
 Facilities

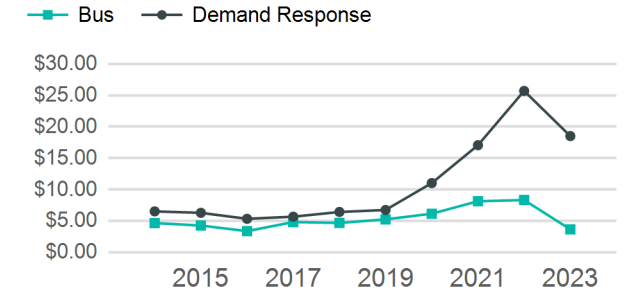
Service Consumed

Annual Unlinked Trips (UPT) 43,341

Service Supplied

Annual Vehicle Revenue Miles (VRM) 94,273
 Annual Vehicle Revenue Hours (VRH) 7,856
 Vehicles Operated in Maximum Service (VOMS) 7

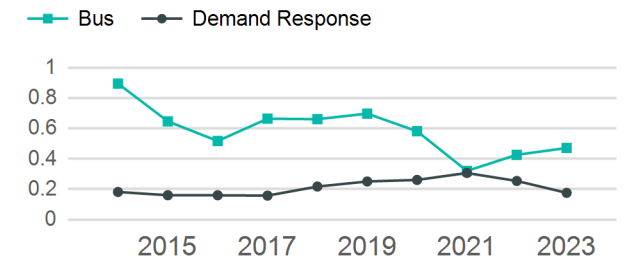
Operating Expenses per Vehicle Revenue Mile



Modal Characteristics

Mode	Annual Unlinked Passenger Trips	Directly Operated VOMS	Purchased Transportation VOMS	Annual Vehicle Revenue Miles	Annual Vehicle Revenue Hours
Bus	42,693	6	0	90,593	7,672
Demand Response	648	1	0	3,680	184
Total	43,341	7	0	94,273	7,856

Unlinked Passenger Trip per Vehicle Revenue Mile



Metrics

Service Efficiency

Service Effectiveness

Mode	OE per VRM	OE per VRH	UPT per VRM	UPT per VRH	OE per UPT
Bus	\$3.67	\$43.37	0.5	5.6	\$7.79
Demand Response	\$18.52	\$370.35	0.2	3.5	\$105.16
Total	\$4.25	\$51.02	0.5	5.5	\$9.25

2023 Annual Agency Profile - City of Bristol Virginia (NTD ID 30053)

2023 Funding Breakdown

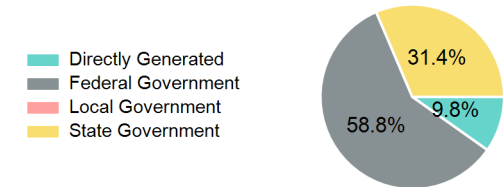
Summary of Operating Expenses (OE)

Mode	Operating Expenses	Fare Revenues
Bus	\$332,703	\$0
Demand Response	\$68,144	\$0
Total	\$400,847	\$0

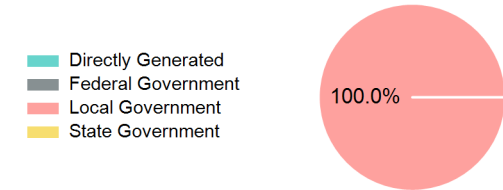
Sources of Operating Funds Expended

Directly Generated	\$39,106
Federal Government	\$235,698
Local Government	\$0
State Government	\$126,043
Total Operating Funds Expended	\$400,847

Operating Funding Sources



Capital Funding Sources



Sources of Capital Funds Expended

Directly Generated	\$0
Federal Government	\$0
Local Government	\$70,349
State Government	\$0
Total Capital Funds Expended	\$70,349

2023 Asset Management

Transit Asset Management (TAM) Tier	Tier II	TAM Sponsor NTD ID	3R06
--	---------	---------------------------	------

Metrics

Mode	Average Fleet Age in Years
Bus	7.8
Demand Response	5.0