

2023 Annual Agency Profile - Mercer County Regional Council of Governments (NTD ID 30055)

Mailing Address: 155 W CONNELLY BLVD
SHARON, PA

Website: <http://svss.mrcrco.org/>

Geographic Coverage

Primary Urbanized/Rural Area	Pennsylvania Non-UZA
Service Area Population	96,432
Service Area Sq. Miles	173
Other Areas Served:	

Service Consumed

Annual Unlinked Trips (UPT) 125,393

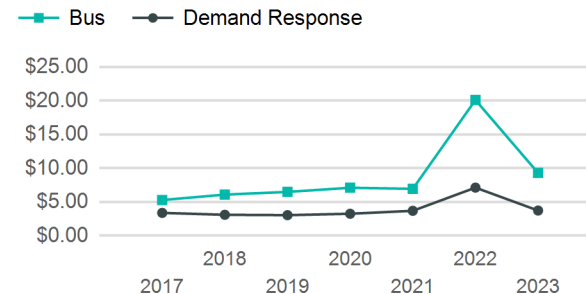
Assets

Revenue Vehicles	36
Service Vehicles	7
Facilities	7

Service Supplied

Annual Vehicle Revenue Miles (VRM)	656,302
Annual Vehicle Revenue Hours (VRH)	40,438
Vehicles Operated in Maximum Service (VOMS)	24

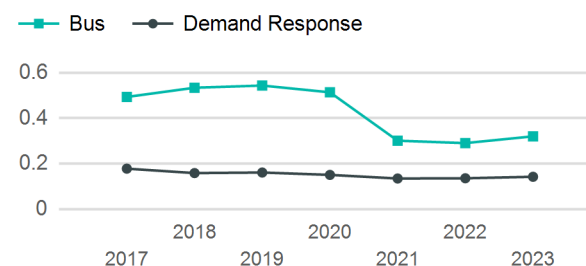
Operating Expenses per Vehicle Revenue Mile



Modal Characteristics

Mode	Annual Unlinked Passenger Trips	Directly Operated VOMS	Purchased Transportation VOMS	Annual Vehicle Revenue Miles	Annual Vehicle Revenue Hours
Bus	57,873	5	0	180,835	16,215
Demand Response	67,520	19	0	475,467	24,223
Total	125,393	24	0	656,302	40,438

Unlinked Passenger Trip per Vehicle Revenue Mile



Metrics

Service Efficiency

Service Effectiveness

Mode	OE per VRM	OE per VRH	UPT per VRM	UPT per VRH	OE per UPT
Bus	\$9.29	\$103.63	0.3	3.6	\$29.04
Demand Response	\$3.73	\$73.26	0.1	2.8	\$26.28
Total	\$5.26	\$85.44	0.2	3.1	\$27.55

2023 Annual Agency Profile - Mercer County Regional Council of Governments (NTD ID 30055)

2023 Funding Breakdown

Summary of Operating Expenses (OE)

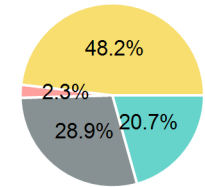
Mode	Operating Expenses	Fare Revenues
Bus	\$1,680,377	\$0
Demand Response	\$1,774,544	\$0
Total	\$3,454,921	\$0

Sources of Operating Funds Expended

Directly Generated	\$713,951
Federal Government	\$998,414
Local Government	\$78,856
State Government	\$1,663,700
Total Operating Funds Expended	\$3,454,921

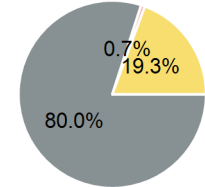
Operating Funding Sources

- Directly Generated
- Federal Government
- Local Government
- State Government



Capital Funding Sources

- Directly Generated
- Federal Government
- Local Government
- State Government



Sources of Capital Funds Expended

Directly Generated	\$0
Federal Government	\$218,412
Local Government	\$1,803
State Government	\$52,828
Total Capital Funds Expended	\$273,043

2023 Asset Management

Transit Asset Management (TAM) Tier	Tier II	TAM Sponsor NTD ID	3R04
--------------------------------------------	---------	---------------------------	------

Metrics

Mode	Average Fleet Age in Years
Bus	5.3
Demand Response	4.4