

# 2023 Annual Agency Profile - City of Danville (NTD ID 30069)

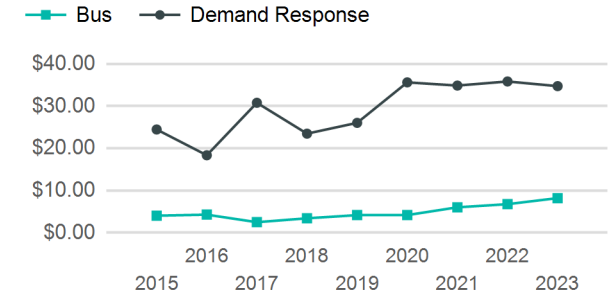
**Mailing Address:** 427 PATTON ST  
DANVILLE, VA

**Website:** <http://www.danvilletransit.com/>

## Service Consumed

**Annual Unlinked Trips (UPT)** 247,338

## Operating Expenses per Vehicle Revenue Mile



## Assets

**Revenue Vehicles** 32  
**Service Vehicles** 5  
**Facilities** 5

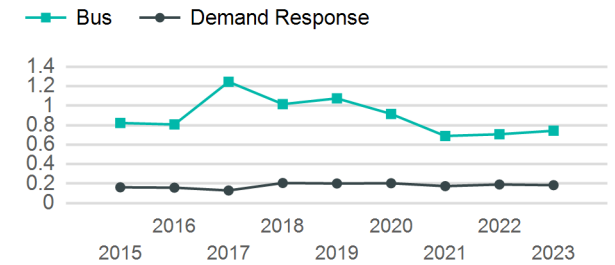
## Service Supplied

**Annual Vehicle Revenue Miles (VRM)** 531,550  
**Annual Vehicle Revenue Hours (VRH)** 34,549  
**Vehicles Operated in Maximum Service (VOMS)** 18

## Modal Characteristics

Mode	Annual Unlinked Passenger Trips	Directly Operated VOMS	Purchased Transportation VOMS	Annual Vehicle Revenue Miles	Annual Vehicle Revenue Hours
Bus	198,901	6	0	267,872	15,900
Demand Response	48,437	12	0	263,678	18,649
<b>Total</b>	<b>247,338</b>	<b>18</b>	<b>0</b>	<b>531,550</b>	<b>34,549</b>

## Unlinked Passenger Trip per Vehicle Revenue Mile



## Metrics

### Service Efficiency

### Service Effectiveness

Mode	OE per VRM	OE per VRH	UPT per VRM	UPT per VRH	OE per UPT
Bus	\$6.09	\$102.63	0.7	12.5	\$8.20
Demand Response	\$6.38	\$90.21	0.2	2.6	\$34.73
<b>Total</b>	<b>\$6.23</b>	<b>\$95.92</b>	<b>0.5</b>	<b>7.2</b>	<b>\$13.40</b>

# 2023 Annual Agency Profile - City of Danville (NTD ID 30069)

## 2023 Funding Breakdown

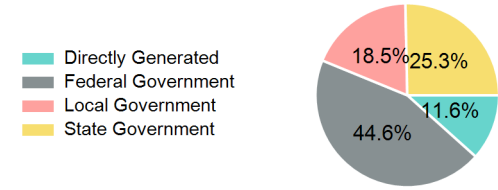
### Summary of Operating Expenses (OE)

Mode	Operating Expenses	Fare Revenues
Bus	\$1,631,769	\$0
Demand Response	\$1,682,243	\$0
<b>Total</b>	<b>\$3,314,012</b>	<b>\$0</b>

### Sources of Operating Funds Expended

Directly Generated	\$385,289
Federal Government	\$1,476,540
Local Government	\$612,781
State Government	\$839,402
<b>Total Operating Funds Expended</b>	<b>\$3,314,012</b>

### Operating Funding Sources



### Capital Funding Sources

### Sources of Capital Funds Expended

Directly Generated	\$0
Federal Government	\$0
Local Government	\$0
State Government	\$0
<b>Total Capital Funds Expended</b>	<b>\$0</b>



## 2023 Asset Management

<b>Transit Asset Management (TAM) Tier</b>	Tier II	<b>TAM Sponsor NTD ID</b>	3R06
--	---------	---------------------------	------

### Metrics

Mode	Average Fleet Age in Years
Bus	7.4
Demand Response	4.3