

2023 Annual Agency Profile - City of Fredericksburg (NTD ID 30079)

Mailing Address: 715 PRINCESS ANNE ST
FREDERICKSBURG, VA

Website: <http://www.fredericksburgva.gov/transit>

Geographic Coverage

Primary Urbanized/Rural Area Fredericksburg, VA
Service Area Population 113,716
Service Area Sq. Miles 242
Other Areas Served:
 Washington--Arlington, DC--VA--MD

Assets

Revenue Vehicles 39
Service Vehicles 8
Facilities 3

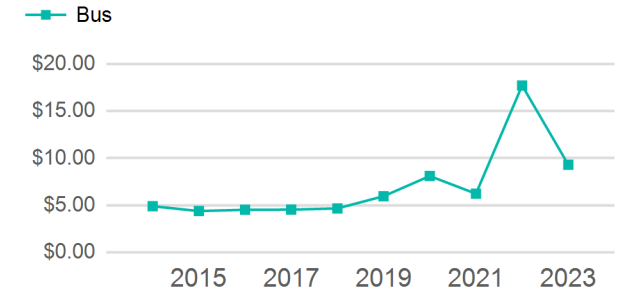
Service Consumed

Annual Unlinked Trips (UPT) 288,349

Service Supplied

Annual Vehicle Revenue Miles (VRM) 548,622
Annual Vehicle Revenue Hours (VRH) 37,811
Vehicles Operated in Maximum Service (VOMS) 20

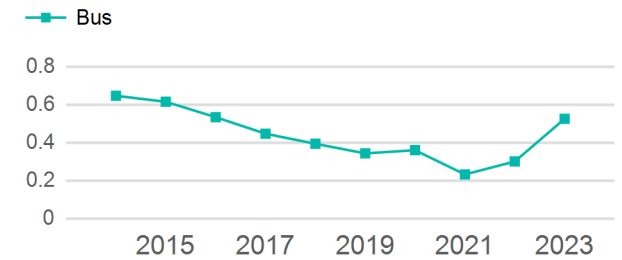
Operating Expenses per Vehicle Revenue Mile



Modal Characteristics

Mode	Annual Unlinked Passenger Trips	Directly Operated VOMS	Purchased Transportation VOMS	Annual Vehicle Revenue Miles	Annual Vehicle Revenue Hours
Bus	288,349	20	0	548,622	37,811
Total	288,349	20	0	548,622	37,811

Unlinked Passenger Trip per Vehicle Revenue Mile



Mode	Service Efficiency		Service Effectiveness		
	OE per VRM	OE per VRH	UPT per VRM	UPT per VRH	OE per UPT
Bus	\$9.31	\$135.04	0.5	7.6	\$17.71
Total	\$9.31	\$135.04	0.5	7.6	\$17.71

2023 Annual Agency Profile - City of Fredericksburg (NTD ID 30079)

2023 Funding Breakdown

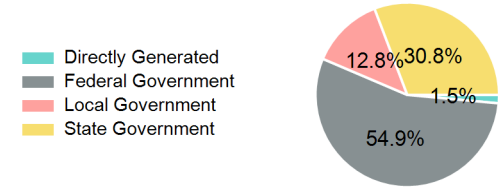
Summary of Operating Expenses (OE)

Mode	Operating Expenses	Fare Revenues
Bus	\$5,106,115	\$0
Total	\$5,106,115	\$0

Sources of Operating Funds Expended

Directly Generated	\$74,589
Federal Government	\$2,804,505
Local Government	\$653,524
State Government	\$1,573,497
Total Operating Funds Expended	\$5,106,115

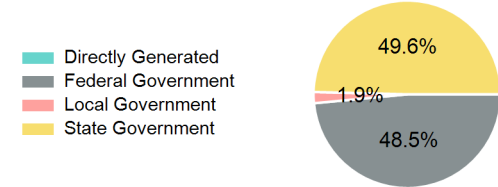
Operating Funding Sources



Sources of Capital Funds Expended

Directly Generated	\$0
Federal Government	\$858,293
Local Government	\$33,990
State Government	\$878,235
Total Capital Funds Expended	\$1,770,518

Capital Funding Sources



2023 Asset Management

Transit Asset Management (TAM) Tier	Tier II	TAM Sponsor NTD ID	3R06
-------------------------------------	---------	--------------------	------

Metrics

Mode	Average Fleet Age in Years
Bus	5.2