

2023 Annual Agency Profile - City of Hazleton (NTD ID 30093)

Mailing Address: 126 W MINE ST STE A
HAZLETON, PA

Website: <http://www.ridehpt.com>

Geographic Coverage

Primary Urbanized/Rural Area Hazleton, PA
Service Area Population 82,286
Service Area Sq. Miles 46
Other Areas Served:
 Pennsylvania Non-UZA

Assets

Revenue Vehicles 13
Service Vehicles 2
Facilities 1

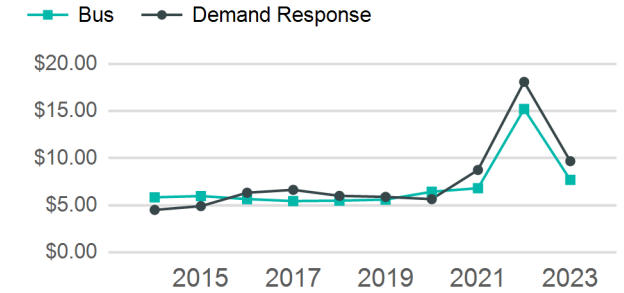
Service Consumed

Annual Unlinked Trips (UPT) 145,497

Service Supplied

Annual Vehicle Revenue Miles (VRM) 414,811
Annual Vehicle Revenue Hours (VRH) 30,615
Vehicles Operated in Maximum Service (VOMS) 11

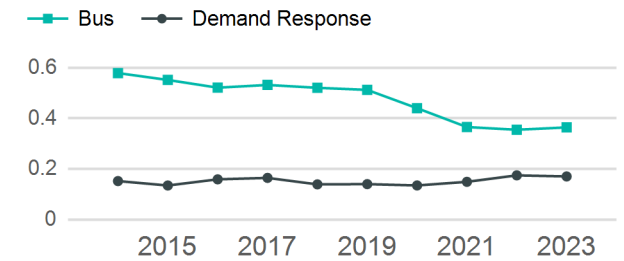
Operating Expenses per Vehicle Revenue Mile



Modal Characteristics

Mode	Annual Unlinked Passenger Trips	Directly Operated VOMS	Purchased Transportation VOMS	Annual Vehicle Revenue Miles	Annual Vehicle Revenue Hours
Bus	140,590	0	8	386,029	26,145
Demand Response	4,907	0	3	28,782	4,470
Total	145,497	0	11	414,811	30,615

Unlinked Passenger Trip per Vehicle Revenue Mile



Metrics

Service Efficiency

Service Effectiveness

Mode	OE per VRM	OE per VRH	UPT per VRM	UPT per VRH	OE per UPT
Bus	\$7.70	\$113.62	0.4	5.4	\$21.13
Demand Response	\$9.68	\$62.33	0.2	1.1	\$56.78
Total	\$7.83	\$106.13	0.4	4.8	\$22.33

2023 Annual Agency Profile - City of Hazleton (NTD ID 30093)

2023 Funding Breakdown

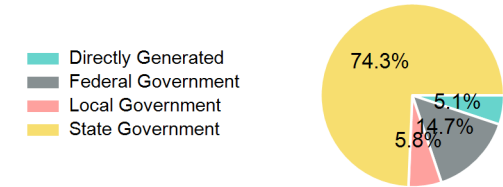
Summary of Operating Expenses (OE)

Mode	Operating Expenses	Fare Revenues
Bus	\$2,970,592	\$0
Demand Response	\$278,611	\$0
Total	\$3,249,203	\$0

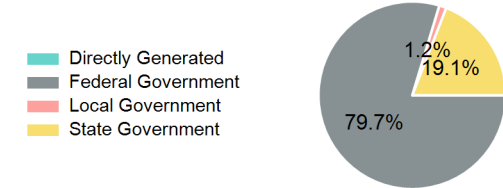
Sources of Operating Funds Expended

Directly Generated	\$174,955
Federal Government	\$500,891
Local Government	\$198,490
State Government	\$2,531,707
Total Operating Funds Expended	\$3,406,043

Operating Funding Sources



Capital Funding Sources



Sources of Capital Funds Expended

Directly Generated	\$0
Federal Government	\$7,119,655
Local Government	\$110,651
State Government	\$1,706,296
Total Capital Funds Expended	\$8,936,602

2023 Asset Management

Transit Asset Management (TAM) Tier: Tier II TAM Sponsor NTD ID: 3R04

Metrics

Mode	Average Fleet Age in Years
Bus	4.5
Demand Response	3.0