

2023 Annual Agency Profile - Borough of Mt. Carmel (NTD ID 30116)

Mailing Address: 50 W 3RD ST
MOUNT CARMEL, PA

Website: <http://www.mountcarmelborough.org/lower-anthracite-transit-system>

Service Consumed

Annual Unlinked Trips (UPT) 20,522

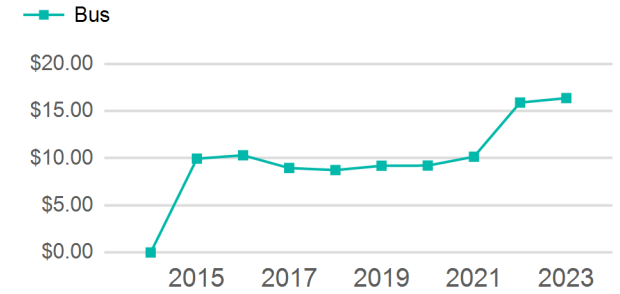
Service Supplied

Annual Vehicle Revenue Miles (VRM) 52,155

Annual Vehicle Revenue Hours (VRH) 4,719

Vehicles Operated in Maximum Service (VOMS) 3

Operating Expenses per Vehicle Revenue Mile



Assets

Revenue Vehicles 4

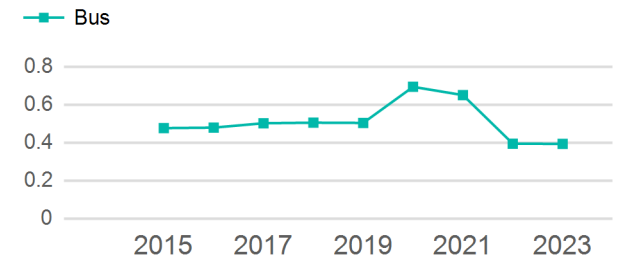
Service Vehicles 1

Facilities 3

Modal Characteristics

Mode	Annual Unlinked Passenger Trips	Directly Operated VOMS	Purchased Transportation VOMS	Annual Vehicle Revenue Miles	Annual Vehicle Revenue Hours
Bus	20,522	0	3	52,155	4,719
Total	20,522	0	3	52,155	4,719

Unlinked Passenger Trip per Vehicle Revenue Mile



Metrics

Service Efficiency

Service Effectiveness

Mode	OE per VRM	OE per VRH	UPT per VRM	UPT per VRH	OE per UPT
Bus	\$6.44	\$71.17	0.4	4.3	\$16.37
Total	\$6.44	\$71.17	0.4	4.3	\$16.37

2023 Annual Agency Profile - Borough of Mt. Carmel (NTD ID 30116)

2023 Funding Breakdown

Summary of Operating Expenses (OE)

Mode	Operating Expenses	Fare Revenues
Bus	\$335,865	\$0
Total	\$335,865	\$0

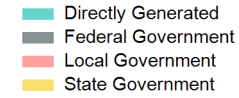
Sources of Operating Funds Expended

Directly Generated	\$8,099
Federal Government	\$0
Local Government	\$16,330
State Government	\$311,436
Total Operating Funds Expended	\$335,865

Operating Funding Sources



Capital Funding Sources



Sources of Capital Funds Expended

Directly Generated	\$0
Federal Government	\$0
Local Government	\$0
State Government	\$159,524
Total Capital Funds Expended	\$159,524

2023 Asset Management

Transit Asset Management (TAM) Tier	Tier II	TAM Sponsor NTD ID	3R04
-------------------------------------	---------	--------------------	------

Metrics

Mode	Average Fleet Age in Years
Bus	7.0