

# 2023 Annual Agency Profile - Randolph County Senior Center (NTD ID 30122)

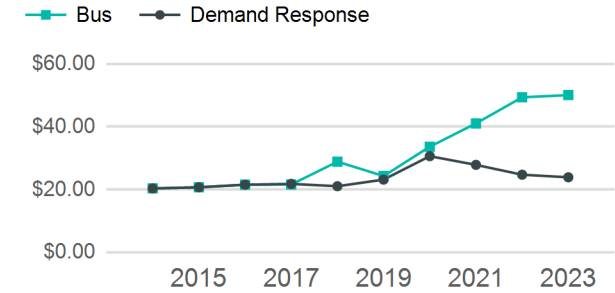
Mailing Address: 1 5TH ST  
ELKINS, WV

Website: <http://www.countryroadstransit.com/>

## Service Consumed

Annual Unlinked Trips (UPT) 22,889

## Operating Expenses per Vehicle Revenue Mile



## Assets

Revenue Vehicles 21  
Service Vehicles  
Facilities

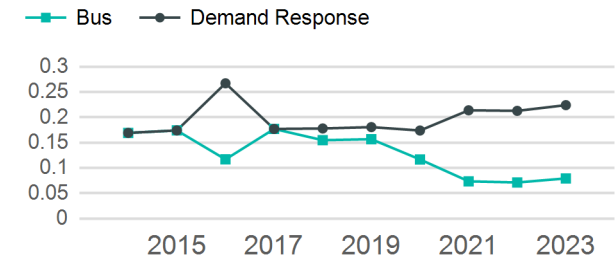
## Service Supplied

Annual Vehicle Revenue Miles (VRM) 153,150  
Annual Vehicle Revenue Hours (VRH) 15,728  
Vehicles Operated in Maximum Service (VOMS) 12

## Modal Characteristics

Mode	Annual Unlinked Passenger Trips	Directly Operated VOMS	Purchased Transportation VOMS	Annual Vehicle Revenue Miles	Annual Vehicle Revenue Hours
Demand Response	16,627	7	0	74,190	8,292
Bus	6,262	5	0	78,960	7,436
<b>Total</b>	<b>22,889</b>	<b>12</b>	<b>0</b>	<b>153,150</b>	<b>15,728</b>

## Unlinked Passenger Trip per Vehicle Revenue Mile



## Metrics

### Service Efficiency

### Service Effectiveness

Mode	OE per VRM	OE per VRH	UPT per VRM	UPT per VRH	OE per UPT
Demand Response	\$5.36	\$47.95	0.2	2.0	\$23.92
Bus	\$3.97	\$42.16	0.1	0.8	\$50.07
<b>Total</b>	<b>\$4.64</b>	<b>\$45.22</b>	<b>0.1</b>	<b>1.5</b>	<b>\$31.07</b>

# 2023 Annual Agency Profile - Randolph County Senior Center (NTD ID 30122)

## 2023 Funding Breakdown

### Summary of Operating Expenses (OE)

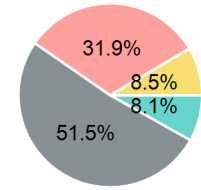
Mode	Operating Expenses	Fare Revenues
Demand Response	\$397,636	\$0
Bus	\$313,533	\$0
<b>Total</b>	<b>\$711,169</b>	<b>\$0</b>

### Sources of Operating Funds Expended

Directly Generated	\$57,864
Federal Government	\$366,097
Local Government	\$226,958
State Government	\$60,250
<b>Total Operating Funds Expended</b>	<b>\$711,169</b>

### Operating Funding Sources

- Directly Generated
- Federal Government
- Local Government
- State Government



### Capital Funding Sources

- Directly Generated
- Federal Government
- Local Government
- State Government

### Sources of Capital Funds Expended

Directly Generated	\$0
Federal Government	\$0
Local Government	\$0
State Government	\$0
<b>Total Capital Funds Expended</b>	<b>\$0</b>

## 2023 Asset Management

Transit Asset Management (TAM) Tier: Tier II TAM Sponsor NTD ID: 3R05

### Metrics

Mode	Average Fleet Age in Years
Demand Response	8.5
Bus	7.5