

# 2023 Annual Agency Profile - Warren County Transit Authority (NTD ID 30124)

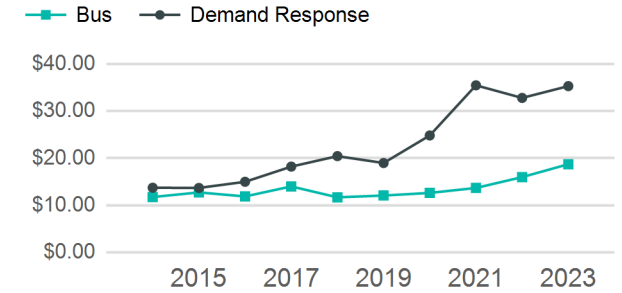
Mailing Address: 42 CLARK ST  
Warren, PA

Website: <http://www.tawcbus.com>

## Service Consumed

Annual Unlinked Trips (UPT) 75,732

## Operating Expenses per Vehicle Revenue Mile



## Assets

Revenue Vehicles	23
Service Vehicles	1
Facilities	1

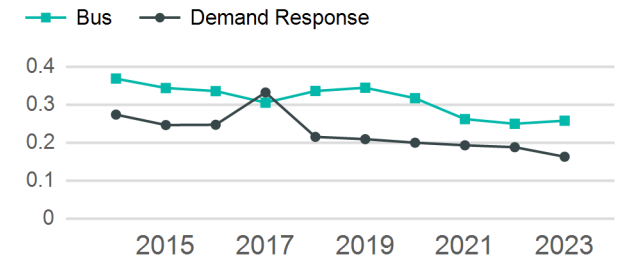
## Service Supplied

Annual Vehicle Revenue Miles (VRM)	349,434
Annual Vehicle Revenue Hours (VRH)	16,032
Vehicles Operated in Maximum Service (VOMS)	13

## Modal Characteristics

Mode	Annual Unlinked Passenger Trips	Directly Operated VOMS	Purchased Transportation VOMS	Annual Vehicle Revenue Miles	Annual Vehicle Revenue Hours
Bus	51,099	3	0	198,198	10,362
Demand Response	24,633	10	0	151,236	5,670
<b>Total</b>	<b>75,732</b>	<b>13</b>	<b>0</b>	<b>349,434</b>	<b>16,032</b>

## Unlinked Passenger Trip per Vehicle Revenue Mile



## Metrics

### Service Efficiency

### Service Effectiveness

Mode	OE per VRM	OE per VRH	UPT per VRM	UPT per VRH	OE per UPT
Bus	\$4.82	\$92.28	0.3	4.9	\$18.71
Demand Response	\$5.75	\$153.29	0.2	4.3	\$35.28
<b>Total</b>	<b>\$5.22</b>	<b>\$113.86</b>	<b>0.2</b>	<b>4.7</b>	<b>\$24.10</b>

# 2023 Annual Agency Profile - Warren County Transit Authority (NTD ID 30124)

## 2023 Funding Breakdown

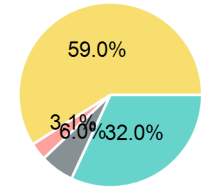
### Summary of Operating Expenses (OE)

Mode	Operating Expenses	Fare Revenues
Bus	\$956,217	\$0
Demand Response	\$869,142	\$0
<b>Total</b>	<b>\$1,825,359</b>	<b>\$0</b>

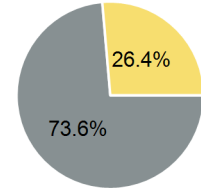
### Sources of Operating Funds Expended

Directly Generated	\$583,288
Federal Government	\$108,987
Local Government	\$56,520
State Government	\$1,076,564
<b>Total Operating Funds Expended</b>	<b>\$1,825,359</b>

### Operating Funding Sources



### Capital Funding Sources



### Sources of Capital Funds Expended

Directly Generated	\$0
Federal Government	\$768,334
Local Government	\$0
State Government	\$275,216
<b>Total Capital Funds Expended</b>	<b>\$1,043,550</b>

## 2023 Asset Management

<b>Transit Asset Management (TAM) Tier</b>	Tier II	<b>TAM Sponsor NTD ID</b>	3R04
--	---------	---------------------------	------

### Metrics

Mode	Average Fleet Age in Years
Bus	5.3
Demand Response	3.6