

2023 Annual Agency Profile - Schuylkill Transportation System (NTD ID 30127)

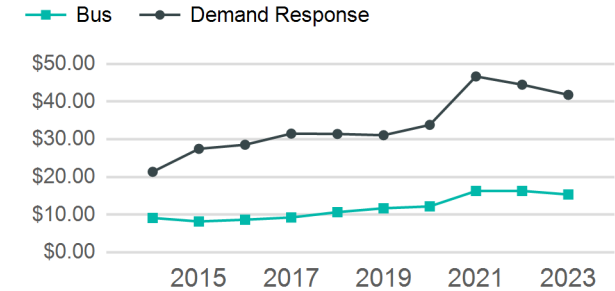
Mailing Address: 401 N 2ND ST
POTTSVILLE, PA

Website: <http://www.go-sts.com>

Service Consumed

Annual Unlinked Trips (UPT) 216,566

Operating Expenses per Vehicle Revenue Mile



Assets

Revenue Vehicles 45
Service Vehicles 6
Facilities 1

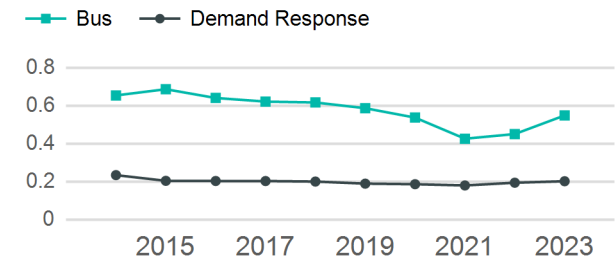
Service Supplied

Annual Vehicle Revenue Miles (VRM) 607,084
Annual Vehicle Revenue Hours (VRH) 34,442
Vehicles Operated in Maximum Service (VOMS) 40

Modal Characteristics

Mode	Annual Unlinked Passenger Trips	Directly Operated VOMS	Purchased Transportation VOMS	Annual Vehicle Revenue Miles	Annual Vehicle Revenue Hours
Bus	148,638	10	0	270,970	16,040
Demand Response	67,928	30	0	336,114	18,402
Total	216,566	40	0	607,084	34,442

Unlinked Passenger Trip per Vehicle Revenue Mile



Mode	Service Efficiency		Service Effectiveness		
	OE per VRM	OE per VRH	UPT per VRM	UPT per VRH	OE per UPT
Bus	\$8.43	\$142.33	0.5	9.3	\$15.36
Demand Response	\$8.45	\$154.26	0.2	3.7	\$41.79
Total	\$8.44	\$148.70	0.4	6.3	\$23.65

2023 Annual Agency Profile - Schuylkill Transportation System (NTD ID 30127)

2023 Funding Breakdown

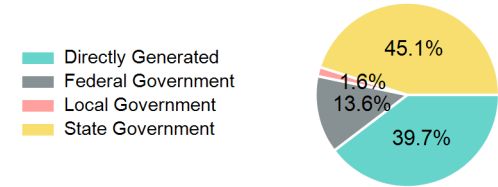
Summary of Operating Expenses (OE)

Mode	Operating Expenses	Fare Revenues
Bus	\$2,282,960	\$0
Demand Response	\$2,838,633	\$0
Total	\$5,121,593	\$0

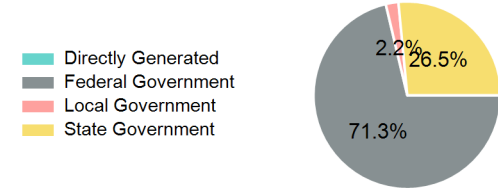
Sources of Operating Funds Expended

Directly Generated	\$2,032,244
Federal Government	\$696,000
Local Government	\$82,552
State Government	\$2,310,797
Total Operating Funds Expended	\$5,121,593

Operating Funding Sources



Capital Funding Sources



Sources of Capital Funds Expended

Directly Generated	\$0
Federal Government	\$6,286,284
Local Government	\$192,494
State Government	\$2,337,844
Total Capital Funds Expended	\$8,816,622

2023 Asset Management

Transit Asset Management (TAM) Tier: Tier II TAM Sponsor NTD ID: 3R04

Metrics

Mode	Average Fleet Age in Years
Bus	6.3
Demand Response	4.4