

2023 Annual Agency Profile - Mountain Empire Older Citizens (NTD ID 30132)

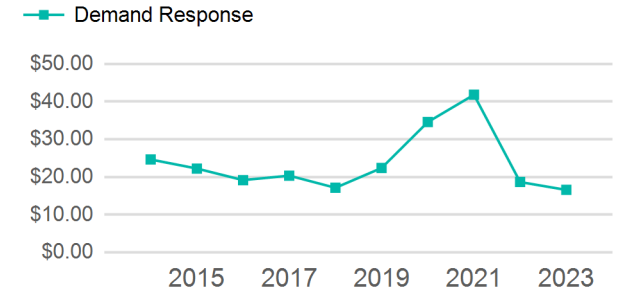
Mailing Address: 1501 3RD AVE E
BIG STONE GAP, VA

Website: <https://meoc.org/transportation/>

Service Consumed

Annual Unlinked Trips (UPT) 131,742

Operating Expenses per Vehicle Revenue Mile



Assets

Revenue Vehicles 56
Service Vehicles 5
Facilities 1

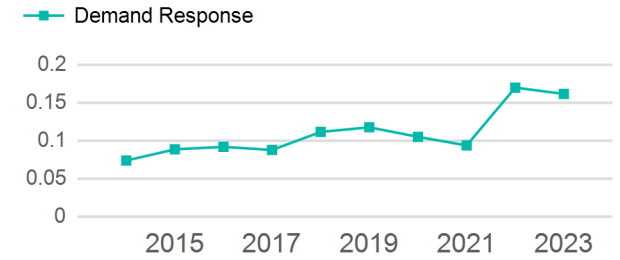
Service Supplied

Annual Vehicle Revenue Miles (VRM) 815,705
Annual Vehicle Revenue Hours (VRH) 47,818
Vehicles Operated in Maximum Service (VOMS) 35

Modal Characteristics

Mode	Annual Unlinked Passenger Trips	Directly Operated VOMS	Purchased Transportation VOMS	Annual Vehicle Revenue Miles	Annual Vehicle Revenue Hours
Demand Response	131,742	35	0	815,705	47,818
Total	131,742	35	0	815,705	47,818

Unlinked Passenger Trip per Vehicle Revenue Mile



Mode	Service Efficiency		Service Effectiveness		
	OE per VRM	OE per VRH	UPT per VRM	UPT per VRH	OE per UPT
Demand Response	\$2.68	\$45.69	0.2	2.8	\$16.58
Total	\$2.68	\$45.69	0.2	2.8	\$16.58

2023 Annual Agency Profile - Mountain Empire Older Citizens (NTD ID 30132)

2023 Funding Breakdown

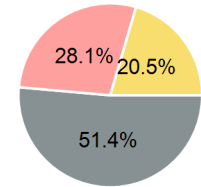
Summary of Operating Expenses (OE)

Mode	Operating Expenses	Fare Revenues
Demand Response	\$2,184,684	\$0
Total	\$2,184,684	\$0

Sources of Operating Funds Expended

Directly Generated	\$0
Federal Government	\$1,122,969
Local Government	\$614,463
State Government	\$447,252
Total Operating Funds Expended	\$2,184,684

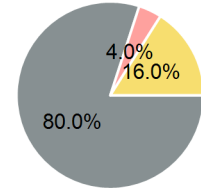
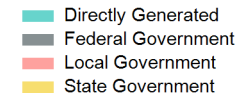
Operating Funding Sources



Sources of Capital Funds Expended

Directly Generated	\$0
Federal Government	\$509,008
Local Government	\$25,450
State Government	\$101,800
Total Capital Funds Expended	\$636,258

Capital Funding Sources



2023 Asset Management

Transit Asset Management (TAM) Tier	Tier II	TAM Sponsor NTD ID	3R06
--	---------	---------------------------	------

Metrics

Mode	Average Fleet Age in Years
Demand Response	4.5