

# 2023 Annual Agency Profile - Barbour Co. Senior Center (NTD ID 30138)

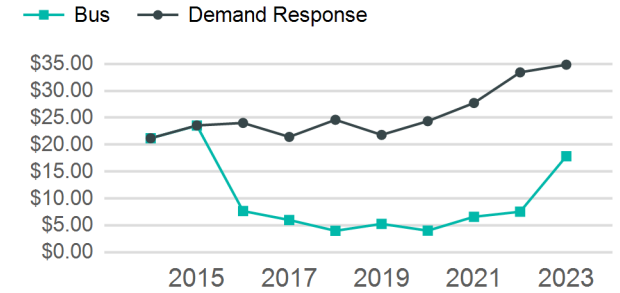
Mailing Address: 47 Church St  
Philippi, WV

Website: <http://www.hereandtheretransit.com/>

## Service Consumed

Annual Unlinked Trips (UPT) 20,759

## Operating Expenses per Vehicle Revenue Mile



## Assets

Revenue Vehicles 14  
Service Vehicles  
Facilities 1

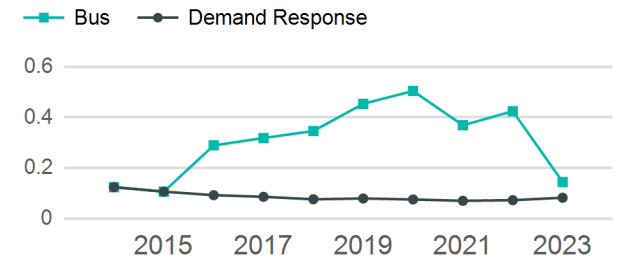
## Service Supplied

Annual Vehicle Revenue Miles (VRM) 233,776  
Annual Vehicle Revenue Hours (VRH) 18,648  
Vehicles Operated in Maximum Service (VOMS) 14

## Modal Characteristics

Mode	Annual Unlinked Passenger Trips	Directly Operated VOMS	Purchased Transportation VOMS	Annual Vehicle Revenue Miles	Annual Vehicle Revenue Hours
Demand Response	17,250	13	0	209,505	15,944
Bus	3,509	1	0	24,271	2,704
<b>Total</b>	<b>20,759</b>	<b>14</b>	<b>0</b>	<b>233,776</b>	<b>18,648</b>

## Unlinked Passenger Trip per Vehicle Revenue Mile



Mode	Service Efficiency		Service Effectiveness		
	OE per VRM	OE per VRH	UPT per VRM	UPT per VRH	OE per UPT
Demand Response	\$2.87	\$37.70	0.1	1.1	\$34.85
Bus	\$2.58	\$23.18	0.1	1.3	\$17.86
<b>Total</b>	<b>\$2.84</b>	<b>\$35.60</b>	<b>0.1</b>	<b>1.1</b>	<b>\$31.98</b>

# 2023 Annual Agency Profile - Barbour Co. Senior Center (NTD ID 30138)

## 2023 Funding Breakdown


### Summary of Operating Expenses (OE)

Mode	Operating Expenses	Fare Revenues
Demand Response	\$601,141	\$0
Bus	\$62,666	\$0
<b>Total</b>	<b>\$663,807</b>	<b>\$0</b>

### Sources of Operating Funds Expended

Directly Generated	\$130,750
Federal Government	\$0
Local Government	\$533,057
State Government	\$0
<b>Total Operating Funds Expended</b>	<b>\$663,807</b>

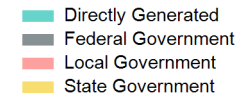
### Operating Funding Sources



### Capital Funding Sources

### Sources of Capital Funds Expended

Directly Generated	\$0
Federal Government	\$0
Local Government	\$0
State Government	\$0
<b>Total Capital Funds Expended</b>	<b>\$0</b>



## 2023 Asset Management

Transit Asset Management (TAM) Tier: Tier II TAM Sponsor NTD ID: 3R05

### Metrics

Mode	Average Fleet Age in Years
Demand Response	6.5
Bus	6.0