

# 2023 Annual Agency Profile - Lake Country Area Agency on Aging (NTD ID 30142)

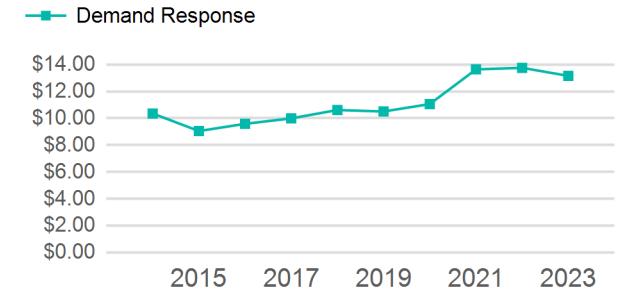
**Mailing Address:** 1105 W DANVILLE ST  
SOUTH HILL, VA

**Website:** <https://lcaaa.org/transportation/>

## Service Consumed

Annual Unlinked Trips (UPT) 13,145

## Operating Expenses per Vehicle Revenue Mile



## Assets

Revenue Vehicles 8  
Service Vehicles  
Facilities

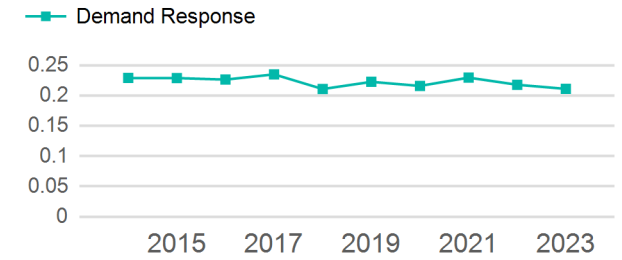
## Service Supplied

Annual Vehicle Revenue Miles (VRM) 62,270  
Annual Vehicle Revenue Hours (VRH) 5,186  
Vehicles Operated in Maximum Service (VOMS) 2

## Modal Characteristics

Mode	Annual Unlinked Passenger Trips	Directly Operated VOMS	Purchased Transportation VOMS	Annual Vehicle Revenue Miles	Annual Vehicle Revenue Hours
Demand Response	13,145	2	0	62,270	5,186
<b>Total</b>	<b>13,145</b>	<b>2</b>	<b>0</b>	<b>62,270</b>	<b>5,186</b>

## Unlinked Passenger Trip per Vehicle Revenue Mile



Mode	Service Efficiency		Service Effectiveness		
	OE per VRM	OE per VRH	UPT per VRM	UPT per VRH	OE per UPT
Demand Response	\$2.78	\$33.35	0.2	2.5	\$13.16
<b>Total</b>	<b>\$2.78</b>	<b>\$33.35</b>	<b>0.2</b>	<b>2.5</b>	<b>\$13.16</b>

# 2023 Annual Agency Profile - Lake Country Area Agency on Aging (NTD ID 30142)

## 2023 Funding Breakdown

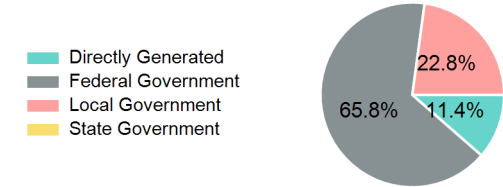
### Summary of Operating Expenses (OE)

Mode	Operating Expenses	Fare Revenues
Demand Response	\$172,951	\$0
<b>Total</b>	<b>\$172,951</b>	<b>\$0</b>

### Sources of Operating Funds Expended

Directly Generated	\$19,718
Federal Government	\$113,717
Local Government	\$39,516
State Government	\$0
<b>Total Operating Funds Expended</b>	<b>\$172,951</b>

### Operating Funding Sources



### Capital Funding Sources

### Sources of Capital Funds Expended

Directly Generated	\$0
Federal Government	\$0
Local Government	\$0
State Government	\$0
<b>Total Capital Funds Expended</b>	<b>\$0</b>



## 2023 Asset Management

Transit Asset Management (TAM) Tier: Tier II TAM Sponsor NTD ID: 3R06

### Metrics

Mode	Average Fleet Age in Years
Demand Response	9.9