

2023 Annual Agency Profile - Town of Altavista (NTD ID 30157)

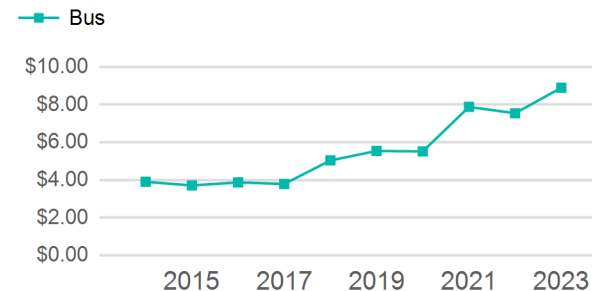
Mailing Address: 510 7TH ST
ALTAVISTA, VA

Website: https://www.altavistava.gov/government/town_departments/transportation/index.php

Service Consumed

Annual Unlinked Trips (UPT) 14,298

Operating Expenses per Vehicle Revenue Mile



Assets

Revenue Vehicles 2
Service Vehicles 1
Facilities

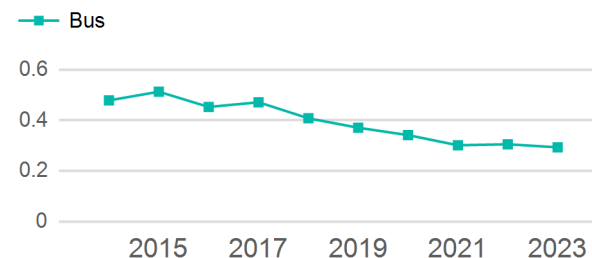
Service Supplied

Annual Vehicle Revenue Miles (VRM) 48,743
Annual Vehicle Revenue Hours (VRH) 3,036
Vehicles Operated in Maximum Service (VOMS) 2

Modal Characteristics

Mode	Annual Unlinked Passenger Trips	Directly Operated VOMS	Purchased Transportation VOMS	Annual Vehicle Revenue Miles	Annual Vehicle Revenue Hours
Bus	14,298	2	0	48,743	3,036
Total	14,298	2	0	48,743	3,036

Unlinked Passenger Trip per Vehicle Revenue Mile



Metrics

Service Efficiency

Service Effectiveness

Mode	OE per VRM	OE per VRH	UPT per VRM	UPT per VRH	OE per UPT
Bus	\$2.61	\$41.88	0.3	4.7	\$8.89
Total	\$2.61	\$41.88	0.3	4.7	\$8.89

2023 Annual Agency Profile - Town of Altavista (NTD ID 30157)

2023 Funding Breakdown

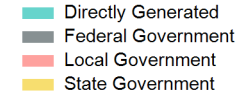
Summary of Operating Expenses (OE)

Mode	Operating Expenses	Fare Revenues
Bus	\$127,134	\$0
Total	\$127,134	\$0

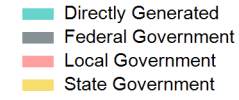
Sources of Operating Funds Expended

Directly Generated	\$6,247
Federal Government	\$86,054
Local Government	\$0
State Government	\$34,833
Total Operating Funds Expended	\$127,134

Operating Funding Sources



Capital Funding Sources



Sources of Capital Funds Expended

Directly Generated	\$0
Federal Government	\$0
Local Government	\$0
State Government	\$81,100
Total Capital Funds Expended	\$81,100

2023 Asset Management

Transit Asset Management (TAM) Tier	Tier II	TAM Sponsor NTD ID	3R06
--	---------	---------------------------	------

Metrics

Mode	Average Fleet Age in Years
Bus	3.0