

# 2023 Annual Agency Profile - Dorchester County Council (NTD ID 30161)

Mailing Address: 501 COURT LN  
CAMBRIDGE, MD

Website: <http://www.dcsdct.org>

## Service Consumed

Annual Unlinked Trips (UPT) 81,631

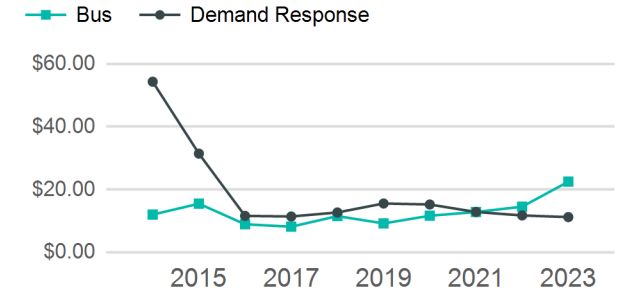
## Service Supplied

Annual Vehicle Revenue Miles (VRM) 437,374

Annual Vehicle Revenue Hours (VRH) 19,432

Vehicles Operated in Maximum Service (VOMS) 22

## Operating Expenses per Vehicle Revenue Mile



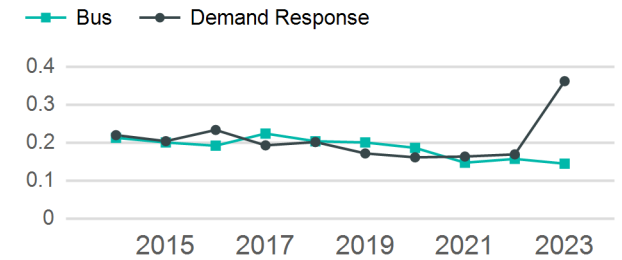
## Assets

Revenue Vehicles	26
Service Vehicles	23
Facilities	2

## Modal Characteristics

Mode	Annual Unlinked Passenger Trips	Directly Operated VOMS	Purchased Transportation VOMS	Annual Vehicle Revenue Miles	Annual Vehicle Revenue Hours
Bus	51,031	11	0	352,824	15,205
Demand Response	30,600	11	0	84,550	4,227
<b>Total</b>	<b>81,631</b>	<b>22</b>	<b>0</b>	<b>437,374</b>	<b>19,432</b>

## Unlinked Passenger Trip per Vehicle Revenue Mile



## Metrics

### Service Efficiency

### Service Effectiveness

Mode	OE per VRM	OE per VRH	UPT per VRM	UPT per VRH	OE per UPT
Bus	\$3.26	\$75.57	0.1	3.4	\$22.52
Demand Response	\$4.07	\$81.44	0.4	7.2	\$11.25
<b>Total</b>	<b>\$3.41</b>	<b>\$76.84</b>	<b>0.2</b>	<b>4.2</b>	<b>\$18.29</b>

# 2023 Annual Agency Profile - Dorchester County Council (NTD ID 30161)

## 2023 Funding Breakdown

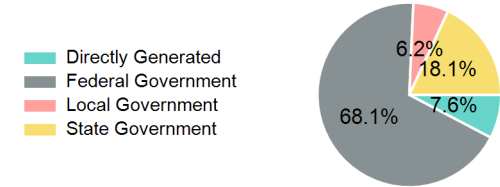
### Summary of Operating Expenses (OE)

Mode	Operating Expenses	Fare Revenues
Bus	\$1,148,966	\$0
Demand Response	\$344,242	\$0
<b>Total</b>	<b>\$1,493,208</b>	<b>\$0</b>

### Sources of Operating Funds Expended

Directly Generated	\$114,172
Federal Government	\$1,016,356
Local Government	\$93,002
State Government	\$269,678
<b>Total Operating Funds Expended</b>	<b>\$1,493,208</b>

### Operating Funding Sources



### Capital Funding Sources

### Sources of Capital Funds Expended

Directly Generated	\$0
Federal Government	\$0
Local Government	\$0
State Government	\$0
<b>Total Capital Funds Expended</b>	<b>\$0</b>



## 2023 Asset Management

<b>Transit Asset Management (TAM) Tier</b>	Tier II	<b>TAM Sponsor NTD ID</b>	3R03
--	---------	---------------------------	------

### Metrics

Mode	Average Fleet Age in Years
Bus	6.9
Demand Response	6.1