

2023 Annual Agency Profile - Town of Bluefield (NTD ID 30164)

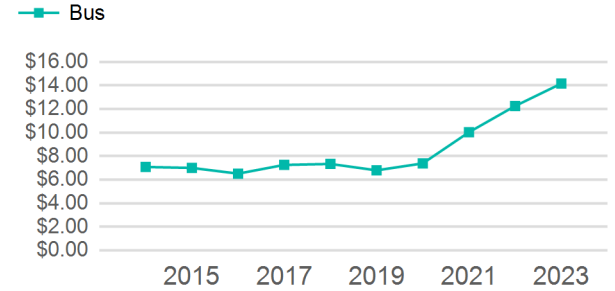
Mailing Address: 112 HUFFARD DR
BLUEFIELD, VA

Website: https://www.bluefieldva.org/departments/transit_transportation.ph

Service Consumed

Annual Unlinked Trips (UPT) 31,171

Operating Expenses per Vehicle Revenue Mile



Assets

Revenue Vehicles	4
Service Vehicles	1
Facilities	1

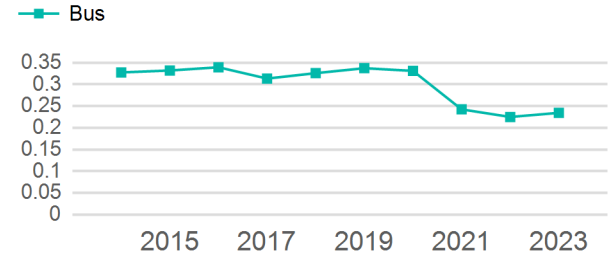
Service Supplied

Annual Vehicle Revenue Miles (VRM)	132,943
Annual Vehicle Revenue Hours (VRH)	8,170
Vehicles Operated in Maximum Service (VOMS)	3

Modal Characteristics

Mode	Annual Unlinked Passenger Trips	Directly Operated VOMS	Purchased Transportation VOMS	Annual Vehicle Revenue Miles	Annual Vehicle Revenue Hours
Bus	31,171	3	0	132,943	8,170
Total	31,171	3	0	132,943	8,170

Unlinked Passenger Trip per Vehicle Revenue Mile



Metrics

Service Efficiency

Service Effectiveness

Mode	OE per VRM	OE per VRH	UPT per VRM	UPT per VRH	OE per UPT
Bus	\$3.32	\$54.03	0.2	3.8	\$14.16
Total	\$3.32	\$54.03	0.2	3.8	\$14.16

2023 Annual Agency Profile - Town of Bluefield (NTD ID 30164)

2023 Funding Breakdown

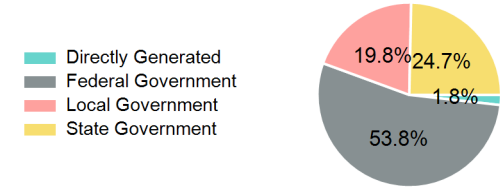
Summary of Operating Expenses (OE)

Mode	Operating Expenses	Fare Revenues
Bus	\$441,397	\$0
Total	\$441,397	\$0

Sources of Operating Funds Expended

Directly Generated	\$7,793
Federal Government	\$237,460
Local Government	\$87,280
State Government	\$108,864
Total Operating Funds Expended	\$441,397

Operating Funding Sources



Capital Funding Sources

Sources of Capital Funds Expended

Directly Generated	\$0
Federal Government	\$0
Local Government	\$0
State Government	\$0
Total Capital Funds Expended	\$0



2023 Asset Management

Transit Asset Management (TAM) Tier	Tier II	TAM Sponsor NTD ID	3R06
--	---------	---------------------------	------

Metrics

Mode	Average Fleet Age in Years
Bus	3.8