

2023 Annual Agency Profile - Appalachian Agency for Senior Citizens (NTD ID 30174)

Mailing Address: 216 COLLEGE RIDGE RD
CEDAR BLUFF, VA

Website: <http://www.fourcountytransit.org>

Service Consumed

Annual Unlinked Trips (UPT) 121,919

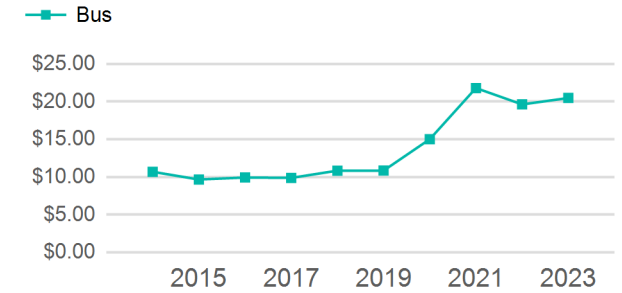
Assets

Revenue Vehicles 51
Service Vehicles 6
Facilities 1

Service Supplied

Annual Vehicle Revenue Miles (VRM) 689,738
Annual Vehicle Revenue Hours (VRH) 32,793
Vehicles Operated in Maximum Service (VOMS) 40

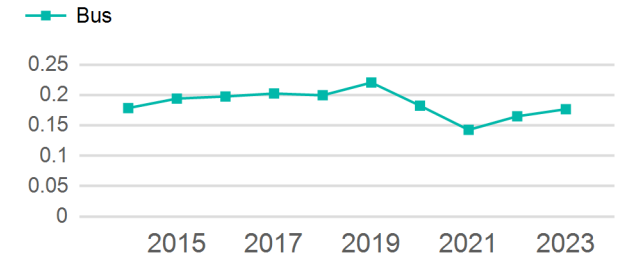
Operating Expenses per Vehicle Revenue Mile



Modal Characteristics

Mode	Annual Unlinked Passenger Trips	Directly Operated VOMS	Purchased Transportation VOMS	Annual Vehicle Revenue Miles	Annual Vehicle Revenue Hours
Bus	121,919	40	0	689,738	32,793
Total	121,919	40	0	689,738	32,793

Unlinked Passenger Trip per Vehicle Revenue Mile



Mode	Service Efficiency		Service Effectiveness		
	OE per VRM	OE per VRH	UPT per VRM	UPT per VRH	OE per UPT
Bus	\$3.62	\$76.14	0.2	3.7	\$20.48
Total	\$3.62	\$76.14	0.2	3.7	\$20.48

2023 Annual Agency Profile - Appalachian Agency for Senior Citizens (NTD ID 30174)

2023 Funding Breakdown

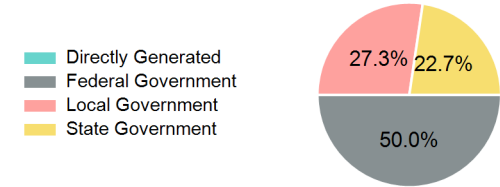
Summary of Operating Expenses (OE)

Mode	Operating Expenses	Fare Revenues
Bus	\$2,496,704	\$0
Total	\$2,496,704	\$0

Sources of Operating Funds Expended

Directly Generated	\$0
Federal Government	\$1,248,355
Local Government	\$682,789
State Government	\$565,560
Total Operating Funds Expended	\$2,496,704


Operating Funding Sources



Sources of Capital Funds Expended

Directly Generated	\$0
Federal Government	\$607,614
Local Government	\$30,382
State Government	\$121,522
Total Capital Funds Expended	\$759,518

Capital Funding Sources



2023 Asset Management

Transit Asset Management (TAM) Tier	Tier II	TAM Sponsor NTD ID	3R06
--	---------	---------------------------	------

Metrics

Mode	Average Fleet Age in Years
Bus	3.2