

2023 Annual Agency Profile - Unified Human Services Transportation Systems, Inc (NTD ID 30178)

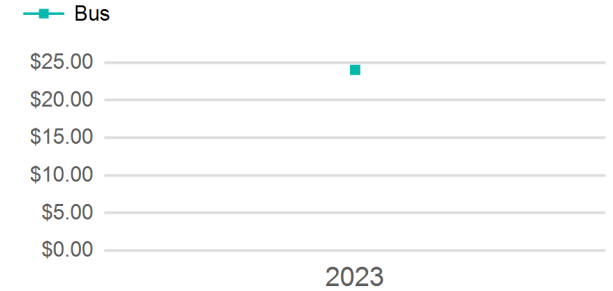
Mailing Address: 2762 SHENANDOAH AVE NW
ROANOKE, VA

Website: <http://www.radartransit.org>

Service Consumed

Annual Unlinked Trips (UPT) 62,651

Operating Expenses per Vehicle Revenue Mile



Assets

Revenue Vehicles	41
Service Vehicles	8
Facilities	1

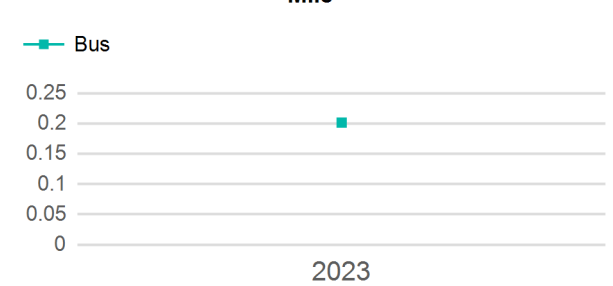
Service Supplied

Annual Vehicle Revenue Miles (VRM)	310,784
Annual Vehicle Revenue Hours (VRH)	18,316
Vehicles Operated in Maximum Service (VOMS)	39

Modal Characteristics

Mode	Annual Unlinked Passenger Trips	Directly Operated VOMS	Purchased Transportation VOMS	Annual Vehicle Revenue Miles	Annual Vehicle Revenue Hours
Bus	62,651	39	0	310,784	18,316
Total	62,651	39	0	310,784	18,316

Unlinked Passenger Trip per Vehicle Revenue Mile



Mode	Service Efficiency		Service Effectiveness		
	OE per VRM	OE per VRH	UPT per VRM	UPT per VRH	OE per UPT
Bus	\$4.84	\$82.16	0.2	3.4	\$24.02
Total	\$4.84	\$82.16	0.2	3.4	\$24.02

2023 Annual Agency Profile - Unified Human Services Transportation Systems, Inc (NTD ID 30178)

2023 Funding Breakdown


Summary of Operating Expenses (OE)

Mode	Operating Expenses	Fare Revenues
Bus	\$1,504,865	\$0
Total	\$1,504,865	\$0

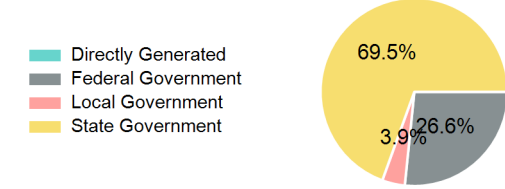
Sources of Operating Funds Expended

Directly Generated	\$13,238
Federal Government	\$0
Local Government	\$11,248
State Government	\$1,480,379
Total Operating Funds Expended	\$1,504,865

Operating Funding Sources



Capital Funding Sources



Sources of Capital Funds Expended

Directly Generated	\$0
Federal Government	\$183,335
Local Government	\$27,000
State Government	\$478,218
Total Capital Funds Expended	\$688,553

2023 Asset Management

Transit Asset Management (TAM) Tier	Tier II	TAM Sponsor NTD ID	3R06
--	---------	---------------------------	------

Metrics

Mode	Average Fleet Age in Years
Bus	5.8