

2023 Annual Agency Profile - Queen Anne's County (NTD ID 30192)

Mailing Address: 107 N LIBERTY ST
CENTREVILLE, MD

Website: <https://www.qac.org/181/County-Ride>

Geographic Coverage

Primary Urbanized/Rural Area Baltimore, MD
Service Area Population 50,380
Service Area Sq. Miles 511
Other Areas Served:
 Maryland Non-UZA

Assets

Revenue Vehicles 14
Service Vehicles 1
Facilities 3

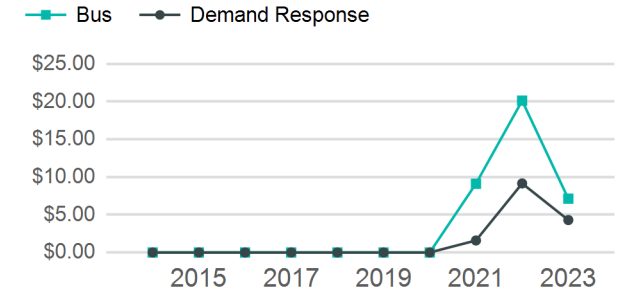
Service Consumed

Annual Unlinked Trips (UPT) 21,854

Service Supplied

Annual Vehicle Revenue Miles (VRM) 244,732
Annual Vehicle Revenue Hours (VRH) 21,248
Vehicles Operated in Maximum Service (VOMS) 14

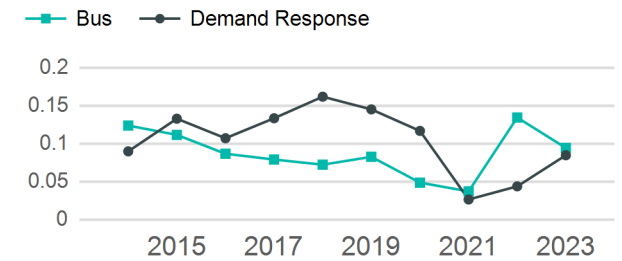
Operating Expenses per Vehicle Revenue Mile



Modal Characteristics

Mode	Annual Unlinked Passenger Trips	Directly Operated VOMS	Purchased Transportation VOMS	Annual Vehicle Revenue Miles	Annual Vehicle Revenue Hours
Bus	10,971	4	0	116,305	10,283
Demand Response	10,883	10	0	128,427	10,965
Total	21,854	14	0	244,732	21,248

Unlinked Passenger Trip per Vehicle Revenue Mile



Metrics

Service Efficiency

Service Effectiveness

Mode	OE per VRM	OE per VRH	UPT per VRM	UPT per VRH	OE per UPT
Bus	\$7.12	\$80.54	0.1	1.1	\$75.49
Demand Response	\$4.30	\$50.35	0.1	1.0	\$50.73
Total	\$5.64	\$64.96	0.1	1.0	\$63.16

2023 Annual Agency Profile - Queen Anne's County (NTD ID 30192)

2023 Funding Breakdown

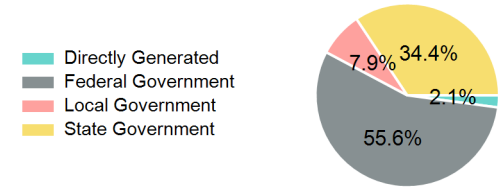
Summary of Operating Expenses (OE)

Mode	Operating Expenses	Fare Revenues
Bus	\$828,210	\$0
Demand Response	\$552,138	\$0
Total	\$1,380,348	\$0

Sources of Operating Funds Expended

Directly Generated	\$29,284
Federal Government	\$768,143
Local Government	\$108,614
State Government	\$474,307
Total Operating Funds Expended	\$1,380,348

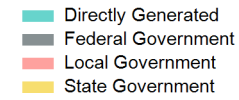
Operating Funding Sources



Capital Funding Sources

Sources of Capital Funds Expended

Directly Generated	\$0
Federal Government	\$0
Local Government	\$0
State Government	\$0
Total Capital Funds Expended	\$0



2023 Asset Management

Transit Asset Management (TAM) Tier: Tier II TAM Sponsor NTD ID: 3R03

Metrics

Mode	Average Fleet Age in Years
Bus	5.5
Demand Response	5.5