

# 2023 Annual Agency Profile - City of Radford (NTD ID 30200)

**Mailing Address:** 10 ROBERTSON ST  
Radford, VA

**Website:** <https://www.radfordva.gov/2343/RT-SCHEDULES-AND-MAPS>

## Geographic Coverage

**Primary Urbanized/Rural Area** Blacksburg--Christiansburg, VA  
**Service Area Population** 18,545  
**Service Area Sq. Miles** 10  
**Other Areas Served:**  
 Virginia Non-UZA

## Assets

**Revenue Vehicles** 20  
**Service Vehicles** 4  
**Facilities**

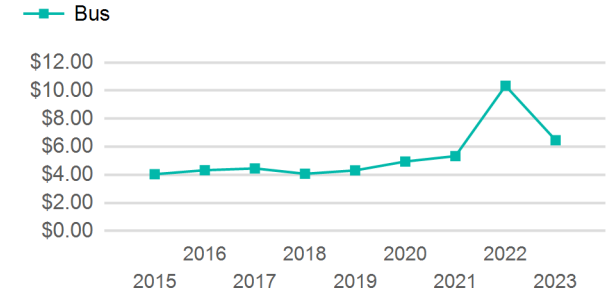
## Service Consumed

**Annual Unlinked Trips (UPT)** 127,016

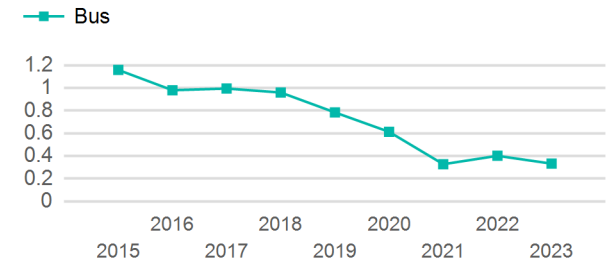
## Service Supplied

**Annual Vehicle Revenue Miles (VRM)** 382,429  
**Annual Vehicle Revenue Hours (VRH)** 31,251  
**Vehicles Operated in Maximum Service (VOMS)** 12

## Operating Expenses per Vehicle Revenue Mile



## Unlinked Passenger Trip per Vehicle Revenue Mile



## Modal Characteristics

Mode	Annual Unlinked Passenger Trips	Directly Operated VOMS	Purchased Transportation VOMS	Annual Vehicle Revenue Miles	Annual Vehicle Revenue Hours
Bus	127,016	0	12	382,429	31,251
<b>Total</b>	<b>127,016</b>	<b>0</b>	<b>12</b>	<b>382,429</b>	<b>31,251</b>

## Metrics

### Service Efficiency

### Service Effectiveness

Mode	OE per VRM	OE per VRH	UPT per VRM	UPT per VRH	OE per UPT
Bus	\$6.47	\$79.12	0.3	4.1	\$19.47
<b>Total</b>	<b>\$6.47</b>	<b>\$79.12</b>	<b>0.3</b>	<b>4.1</b>	<b>\$19.47</b>

# 2023 Annual Agency Profile - City of Radford (NTD ID 30200)

## 2023 Funding Breakdown

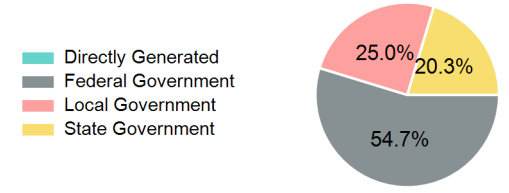
### Summary of Operating Expenses (OE)

Mode	Operating Expenses	Fare Revenues
Bus	\$2,472,691	\$0
<b>Total</b>	<b>\$2,472,691</b>	<b>\$0</b>

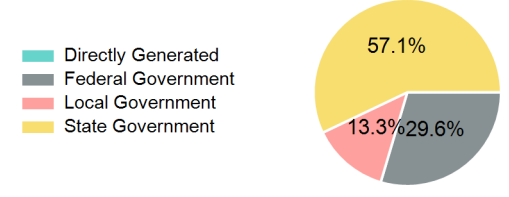
### Sources of Operating Funds Expended

Directly Generated	\$0
Federal Government	\$1,352,527
Local Government	\$617,613
State Government	\$502,551
<b>Total Operating Funds Expended</b>	<b>\$2,472,691</b>

### Operating Funding Sources



### Capital Funding Sources



### Sources of Capital Funds Expended

Directly Generated	\$0
Federal Government	\$48,437
Local Government	\$21,840
State Government	\$93,462
<b>Total Capital Funds Expended</b>	<b>\$163,739</b>

## 2023 Asset Management

<b>Transit Asset Management (TAM) Tier</b>	Tier II	<b>TAM Sponsor NTD ID</b>	3R06
--	---------	---------------------------	------

### Metrics

Mode	Average Fleet Age in Years
Bus	5.3