

# 2023 Annual Agency Profile - York County (NTD ID 30203)

**Mailing Address:** 201 Operations Drive  
YORKTOWN, VA

**Website:** <https://www.visitryorktown.org/260/Trolley-Parking>

## Geographic Coverage

**Primary Urbanized/Rural Area** Virginia Beach--Norfolk, VA  
**Service Area Population** 211  
**Service Area Sq. Miles** 1  
**Other Areas Served:**

## Assets

**Revenue Vehicles** 3  
**Service Vehicles**  
**Facilities**

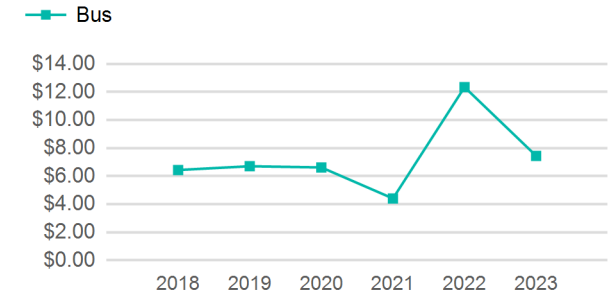
## Service Consumed

**Annual Unlinked Trips (UPT)** 65,178

## Service Supplied

**Annual Vehicle Revenue Miles (VRM)** 22,311  
**Annual Vehicle Revenue Hours (VRH)** 2,687  
**Vehicles Operated in Maximum Service (VOMS)** 3

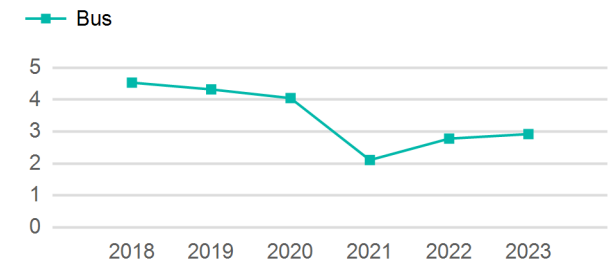
## Operating Expenses per Vehicle Revenue Mile



## Modal Characteristics

Mode	Annual Unlinked Passenger Trips	Directly Operated VOMS	Purchased Transportation VOMS	Annual Vehicle Revenue Miles	Annual Vehicle Revenue Hours
Bus	65,178	3	0	22,311	2,687
<b>Total</b>	<b>65,178</b>	<b>3</b>	<b>0</b>	<b>22,311</b>	<b>2,687</b>

## Unlinked Passenger Trip per Vehicle Revenue Mile



## Metrics

### Service Efficiency

### Service Effectiveness

Mode	OE per VRM	OE per VRH	UPT per VRM	UPT per VRH	OE per UPT
Bus	\$7.44	\$61.82	2.9	24.3	\$2.55
<b>Total</b>	<b>\$7.44</b>	<b>\$61.82</b>	<b>2.9</b>	<b>24.3</b>	<b>\$2.55</b>

# 2023 Annual Agency Profile - York County (NTD ID 30203)

## 2023 Funding Breakdown

### Summary of Operating Expenses (OE)

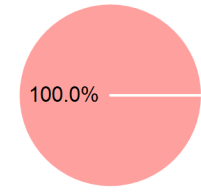
Mode	Operating Expenses	Fare Revenues
Bus	\$166,102	\$0
<b>Total</b>	<b>\$166,102</b>	<b>\$0</b>

### Sources of Operating Funds Expended

Directly Generated	\$0
Federal Government	\$0
Local Government	\$166,102
State Government	\$0
<b>Total Operating Funds Expended</b>	<b>\$166,102</b>

### Operating Funding Sources

- Directly Generated
- Federal Government
- Local Government
- State Government



### Capital Funding Sources

- Directly Generated
- Federal Government
- Local Government
- State Government

### Sources of Capital Funds Expended

Directly Generated	\$0
Federal Government	\$0
Local Government	\$0
State Government	\$0
<b>Total Capital Funds Expended</b>	<b>\$0</b>

## 2023 Asset Management

Transit Asset Management (TAM) Tier	Tier II	TAM Sponsor NTD ID	3R06
-------------------------------------	---------	--------------------	------

### Metrics

Mode	Average Fleet Age in Years
Bus	5.7