

2023 Annual Agency Profile - Central Shenandoah Planning District Commission (NTD ID 30989)

Mailing Address: 112 MACTANLY PL
Staunton, VA

Website: <https://www.britebus.org/>

Geographic Coverage

Primary Urbanized/Rural Area: Staunton--Waynesboro, VA
 Service Area Population: 51,155
 Service Area Sq. Miles: 25
 Other Areas Served: Virginia Non-UZA

Assets

Revenue Vehicles: 20
 Service Vehicles:
 Facilities: 2

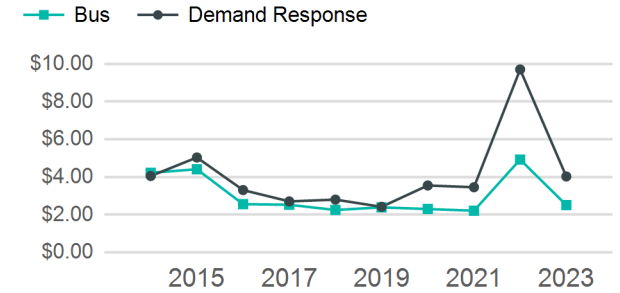
Service Consumed

Annual Unlinked Trips (UPT): 196,977

Service Supplied

Annual Vehicle Revenue Miles (VRM): 739,827
 Annual Vehicle Revenue Hours (VRH): 37,449
 Vehicles Operated in Maximum Service (VOMS): 22

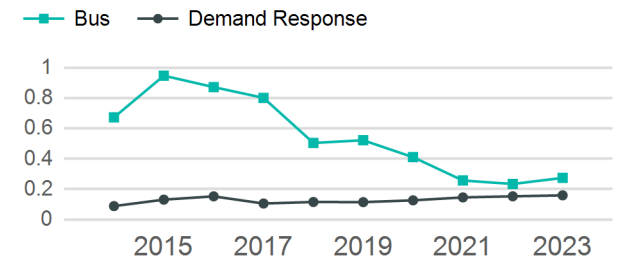
Operating Expenses per Vehicle Revenue Mile



Modal Characteristics

Mode	Annual Unlinked Passenger Trips	Directly Operated VOMS	Purchased Transportation VOMS	Annual Vehicle Revenue Miles	Annual Vehicle Revenue Hours
Bus	188,534	0	18	686,878	33,244
Demand Response	8,443	0	4	52,949	4,205
Total	196,977	0	22	739,827	37,449

Unlinked Passenger Trip per Vehicle Revenue Mile



Metrics

Service Efficiency

Service Effectiveness

Mode	OE per VRM	OE per VRH	UPT per VRM	UPT per VRH	OE per UPT
Bus	\$2.51	\$51.92	0.3	5.7	\$9.15
Demand Response	\$4.03	\$50.73	0.2	2.0	\$25.27
Total	\$2.62	\$51.78	0.3	5.3	\$9.84

2023 Annual Agency Profile - Central Shenandoah Planning District Commission (NTD ID 30989)

2023 Funding Breakdown

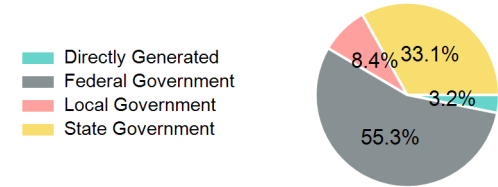
Summary of Operating Expenses (OE)

Mode	Operating Expenses	Fare Revenues
Bus	\$1,725,918	\$0
Demand Response	\$213,316	\$0
Total	\$1,939,234	\$0

Sources of Operating Funds Expended

Directly Generated	\$95,810
Federal Government	\$1,678,345
Local Government	\$255,490
State Government	\$1,006,374
Total Operating Funds Expended	\$3,036,019

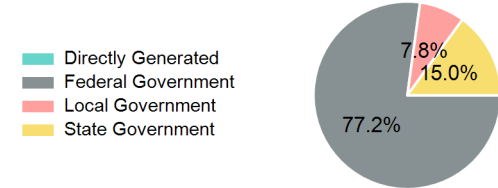
Operating Funding Sources



Sources of Capital Funds Expended

Directly Generated	\$0
Federal Government	\$84,131
Local Government	\$8,546
State Government	\$16,323
Total Capital Funds Expended	\$109,000

Capital Funding Sources



2023 Asset Management

Transit Asset Management (TAM) Tier: Tier II TAM Sponsor NTD ID: 3R06

Metrics

Mode	Average Fleet Age in Years
Bus	7.5
Demand Response	3.5