

2023 Annual Agency Profile - Airport Corridor Transportation Association (NTD ID 30990)

Mailing Address: 2 Robinson Plz Ste 420
Pittsburgh, PA

Website: www.acta-pgh.org

Geographic Coverage

Primary Urbanized/Rural Area Pittsburgh, PA
Service Area Population 65,282
Service Area Sq. Miles 28
Other Areas Served:

Service Consumed

Annual Unlinked Trips (UPT) 26,979

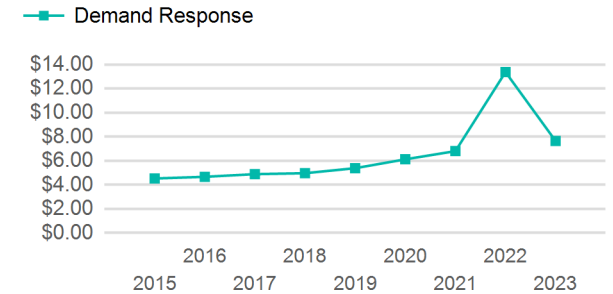
Assets

Revenue Vehicles 3
Service Vehicles
Facilities

Service Supplied

Annual Vehicle Revenue Miles (VRM) 93,268
Annual Vehicle Revenue Hours (VRH) 6,616
Vehicles Operated in Maximum Service (VOMS) 2

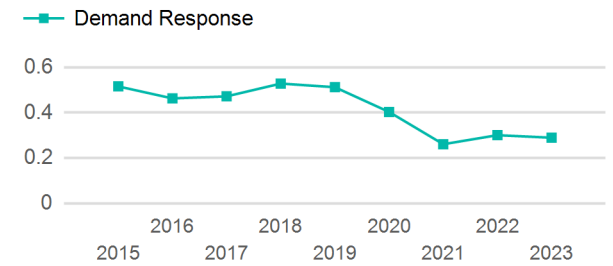
Operating Expenses per Vehicle Revenue Mile



Modal Characteristics

Mode	Annual Unlinked Passenger Trips	Directly Operated VOMS	Purchased Transportation VOMS	Annual Vehicle Revenue Miles	Annual Vehicle Revenue Hours
Demand Response	26,979	0	2	93,268	6,616
Total	26,979	0	2	93,268	6,616

Unlinked Passenger Trip per Vehicle Revenue Mile



Mode	Service Efficiency		Service Effectiveness		
	OE per VRM	OE per VRH	UPT per VRM	UPT per VRH	OE per UPT
Demand Response	\$7.64	\$107.74	0.3	4.1	\$26.42
Total	\$7.64	\$107.74	0.3	4.1	\$26.42

2023 Annual Agency Profile - Airport Corridor Transportation Association (NTD ID 30990)

2023 Funding Breakdown

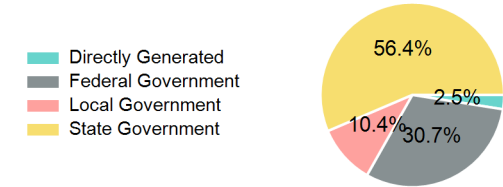
Summary of Operating Expenses (OE)

Mode	Operating Expenses	Fare Revenues
Demand Response	\$712,822	\$0
Total	\$712,822	\$0

Sources of Operating Funds Expended

Directly Generated	\$18,473
Federal Government	\$227,603
Local Government	\$76,986
State Government	\$417,783
Total Operating Funds Expended	\$740,845

Operating Funding Sources



Capital Funding Sources

Sources of Capital Funds Expended

Directly Generated	\$0
Federal Government	\$0
Local Government	\$0
State Government	\$0
Total Capital Funds Expended	\$0



2023 Asset Management

Transit Asset Management (TAM) Tier Tier II

TAM Sponsor NTD ID

Metrics

Mode	Average Fleet Age in Years
Demand Response	4.7