

# 2023 Annual Agency Profile - Blair Senior Services, Inc. (NTD ID 31029)

**Mailing Address:** 1320 12TH AVE  
ALTOONA, PA

**Website:** <https://blairsenior.org/>

## Geographic Coverage

**Primary Urbanized/Rural Area** Altoona, PA  
**Service Area Population** 122,822  
**Service Area Sq. Miles** 525  
**Other Areas Served:**  
 Pennsylvania Non-UZA

## Assets

**Revenue Vehicles** 34  
**Service Vehicles** 1  
**Facilities** 1

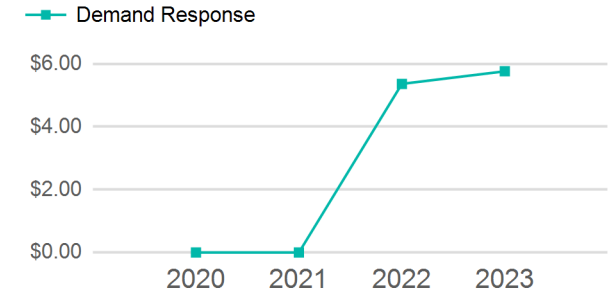
## Service Consumed

**Annual Unlinked Trips (UPT)** 87,509

## Service Supplied

**Annual Vehicle Revenue Miles (VRM)** 417,919  
**Annual Vehicle Revenue Hours (VRH)** 28,959  
**Vehicles Operated in Maximum Service (VOMS)** 23

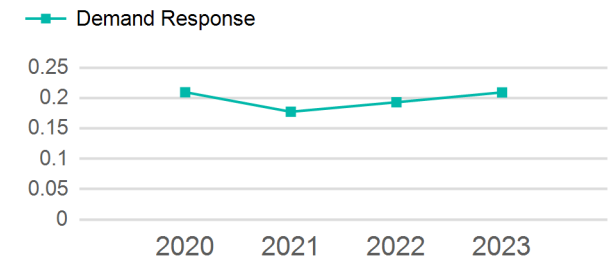
## Operating Expenses per Vehicle Revenue Mile



## Modal Characteristics

Mode	Annual Unlinked Passenger Trips	Directly Operated VOMS	Purchased Transportation VOMS	Annual Vehicle Revenue Miles	Annual Vehicle Revenue Hours
Demand Response	87,509	23	0	417,919	28,959
<b>Total</b>	<b>87,509</b>	<b>23</b>	<b>0</b>	<b>417,919</b>	<b>28,959</b>

## Unlinked Passenger Trip per Vehicle Revenue Mile



Mode	Service Efficiency		Service Effectiveness		
	OE per VRM	OE per VRH	UPT per VRM	UPT per VRH	OE per UPT
Demand Response	\$5.76	\$83.18	0.2	3.0	\$27.53
<b>Total</b>	<b>\$5.76</b>	<b>\$83.18</b>	<b>0.2</b>	<b>3.0</b>	<b>\$27.53</b>

# 2023 Annual Agency Profile - Blair Senior Services, Inc. (NTD ID 31029)

## 2023 Funding Breakdown

### Summary of Operating Expenses (OE)

Mode	Operating Expenses	Fare Revenues
Demand Response	\$2,408,710	\$0
<b>Total</b>	<b>\$2,408,710</b>	<b>\$0</b>

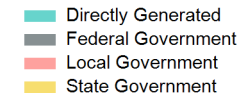
### Sources of Operating Funds Expended

Directly Generated	\$2,250,595
Federal Government	\$158,115
Local Government	\$0
State Government	\$0
<b>Total Operating Funds Expended</b>	<b>\$2,408,710</b>

### Operating Funding Sources



### Capital Funding Sources



### Sources of Capital Funds Expended

Directly Generated	\$0
Federal Government	\$108,924
Local Government	\$0
State Government	\$163,588
<b>Total Capital Funds Expended</b>	<b>\$272,512</b>

## 2023 Asset Management

<b>Transit Asset Management (TAM) Tier</b>	Tier II	<b>TAM Sponsor NTD ID</b>	3R04
--	---------	---------------------------	------

### Metrics

Mode	Average Fleet Age in Years
Demand Response	4.6