

2023 Annual Agency Profile - Clarion County (NTD ID 31032)

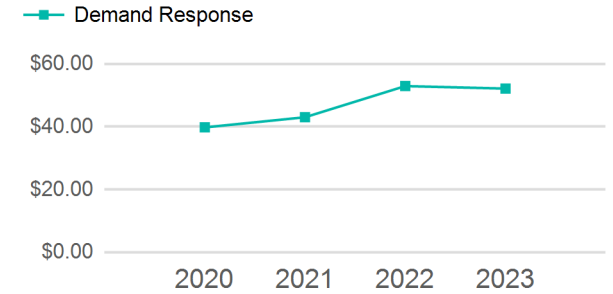
Mailing Address: 338 AMSLER AVE
SHIPPENVILLE, PA

Website: <https://www.co.clarion.pa.us/government/departments/transportation.php>

Service Consumed

Annual Unlinked Trips (UPT) 19,836

Operating Expenses per Vehicle Revenue Mile



Assets

Revenue Vehicles 21
Service Vehicles
Facilities

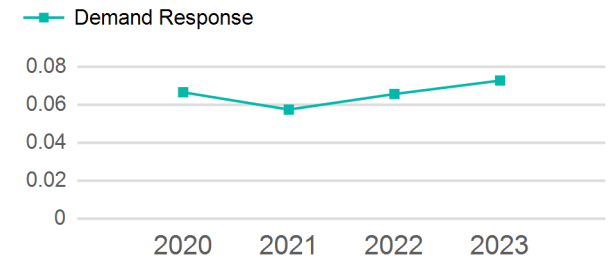
Service Supplied

Annual Vehicle Revenue Miles (VRM) 272,865
Annual Vehicle Revenue Hours (VRH) 11,985
Vehicles Operated in Maximum Service (VOMS) 13

Modal Characteristics

Mode	Annual Unlinked Passenger Trips	Directly Operated VOMS	Purchased Transportation VOMS	Annual Vehicle Revenue Miles	Annual Vehicle Revenue Hours
Demand Response	19,836	0	13	272,865	11,985
Total	19,836	0	13	272,865	11,985

Unlinked Passenger Trip per Vehicle Revenue Mile



Mode	Service Efficiency		Service Effectiveness		
	OE per VRM	OE per VRH	UPT per VRM	UPT per VRH	OE per UPT
Demand Response	\$3.79	\$86.29	0.1	1.7	\$52.14
Total	\$3.79	\$86.29	0.1	1.7	\$52.14

2023 Annual Agency Profile - Clarion County (NTD ID 31032)

2023 Funding Breakdown

Summary of Operating Expenses (OE)

Mode	Operating Expenses	Fare Revenues
Demand Response	\$1,034,194	\$0
Total	\$1,034,194	\$0

Sources of Operating Funds Expended

Directly Generated	\$1,024,032
Federal Government	\$0
Local Government	\$10,162
State Government	\$0
Total Operating Funds Expended	\$1,034,194

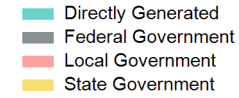
Operating Funding Sources



Capital Funding Sources

Sources of Capital Funds Expended

Directly Generated	\$0
Federal Government	\$0
Local Government	\$0
State Government	\$0
Total Capital Funds Expended	\$0



2023 Asset Management

Transit Asset Management (TAM) Tier	Tier II	TAM Sponsor NTD ID	3R04
--	---------	---------------------------	------

Metrics

Mode	Average Fleet Age in Years
Demand Response	3.2