

# 2023 Annual Agency Profile - Forest County (NTD ID 31034)

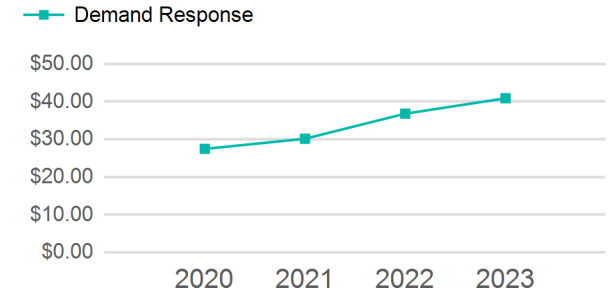
**Mailing Address:** 526 ELM ST  
TIONESTA, PA

**Website:** <http://www.co.forest.pa.us/departments/transportation.php>

## Service Consumed

Annual Unlinked Trips (UPT) 14,769

## Operating Expenses per Vehicle Revenue Mile



## Assets

Revenue Vehicles 23  
Service Vehicles  
Facilities

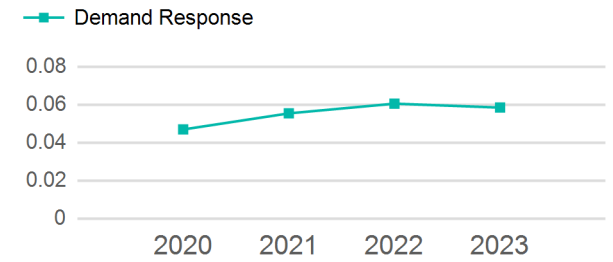
## Service Supplied

Annual Vehicle Revenue Miles (VRM) 252,579  
Annual Vehicle Revenue Hours (VRH) 8,009  
Vehicles Operated in Maximum Service (VOMS) 15

## Modal Characteristics

Mode	Annual Unlinked Passenger Trips	Directly Operated VOMS	Purchased Transportation VOMS	Annual Vehicle Revenue Miles	Annual Vehicle Revenue Hours
Demand Response	14,769	15	0	252,579	8,009
<b>Total</b>	<b>14,769</b>	<b>15</b>	<b>0</b>	<b>252,579</b>	<b>8,009</b>

## Unlinked Passenger Trip per Vehicle Revenue Mile



Mode	Service Efficiency		Service Effectiveness		
	OE per VRM	OE per VRH	UPT per VRM	UPT per VRH	OE per UPT
Demand Response	\$2.39	\$75.38	0.1	1.8	\$40.88
<b>Total</b>	<b>\$2.39</b>	<b>\$75.38</b>	<b>0.1</b>	<b>1.8</b>	<b>\$40.88</b>

# 2023 Annual Agency Profile - Forest County (NTD ID 31034)

## 2023 Funding Breakdown

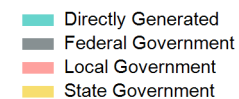
### Summary of Operating Expenses (OE)

Mode	Operating Expenses	Fare Revenues
Demand Response	\$603,716	\$0
<b>Total</b>	<b>\$603,716</b>	<b>\$0</b>

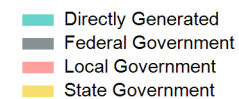
### Sources of Operating Funds Expended

Directly Generated	\$515,781
Federal Government	\$0
Local Government	\$0
State Government	\$87,935
<b>Total Operating Funds Expended</b>	<b>\$603,716</b>

### Operating Funding Sources



### Capital Funding Sources



### Sources of Capital Funds Expended

Directly Generated	\$0
Federal Government	\$0
Local Government	\$0
State Government	\$145,178
<b>Total Capital Funds Expended</b>	<b>\$145,178</b>

## 2023 Asset Management

Transit Asset Management (TAM) Tier Tier II

TAM Sponsor NTD ID 3R04

### Metrics

Mode	Average Fleet Age in Years
Demand Response	3.5